



# TOKiSTAR

TokiLum



TOKiSTAR LIGHTING



# TokiLum™


TokiLum uses high-output LEDs to provide an indirect wash of light on building facades, underneath step-nosings and from within very shallow ceiling coves. In exposed applications, the LEDs create distinct points of vibrant light.

TokiLum LED modules are tightly sealed within an all-environment package and approved for use in wet-location settings. The system operates efficiently at 6VDC. This lower voltage produces very little heat, adding to TokiLum's reliability.



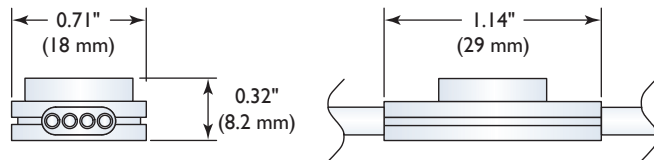
## How to Specify

TokiLum is available in LED module spacings of 2" and 4". LEDs can be specified 3000K, 6500K or Blue.



### LUM - 50 - IW

LED Spacing		LED		
Code	Spacing	Code	Kelvin	Watts/Volts
<b>50</b>	2" (50 mm)	<b>IW</b>	3000K	0.48 W / 6VDC
<b>100</b>	4" (100 mm)	<b>WH</b>	6500K	0.48 W / 6VDC
		<b>BL</b>	Blue	0.48 W / 6VDC



## Specifications



All plastic components are resistant to Ultraviolet Light in accordance with standard UL 746C.

**Flexible Conductors** are #18 AWG

**Light Sources** are 0.48 Watt/6 VDC LEDs

**LED Modules** are permanently sealed to cable

**Insulation** is flexible PVC with flammability rating UL 94V-0



Wet-Location  
Listed



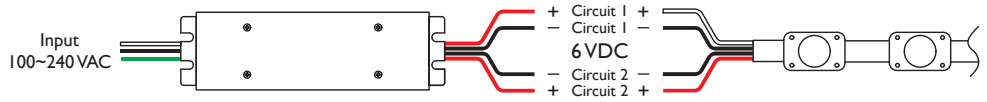
This product is protected under  
U.S. and Foreign Patents.



# System Layout

## Circuit Design

TokiLum fixtures have two independent Class 2 circuits. Each circuit is fed by one of the two outputs from the LED Driver.



## Fixture Length

To minimize voltage drop and keep conductors safely within their ratings, do not exceed the maximum lengths shown for each independent fixture.

Maximum Run Lengths	
LED Spacing	Length
2" (50 mm)	20' (6 M)
4" (100 mm)	40' (12 M)

## Secondary Lead Wires

The LED Driver may be located at a remote location. Distance from the fixture to the Driver, and the spacing of the LED modules on the fixture, determine the proper size of the secondary wire. This chart indicates recommended wire size based on these two variables.

Wire Size	2" O.C. LED Spacing	4" O.C. LED Spacing
	Wire Length	Wire Length
#16 AWG	24' (7.3 M)	12' (3.6 M)
#14 AWG	36' (11 M)	18' (5.5 M)
#12 AWG	48' (14.6 M)	24' (7.3 M)
#10 AWG	72' (22 M)	36' (11 M)

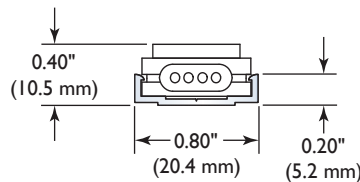
# Mounting Options

TokiLum can be surface mounted to structures using our mounting track, panel fasteners or clamps.

## Mounting Track

### Part #: TRI-MT


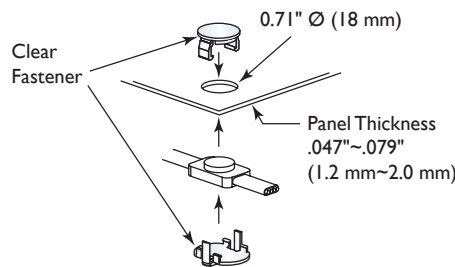
LED modules snap into a semi-rigid track. The track is fastened with screws, hi-bond adhesive tape or construction adhesive.



## Panel Fasteners

### Part #: TRI-PF


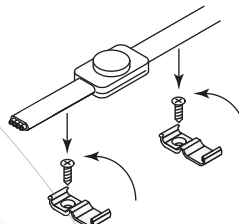
TokiLum is easily incorporated into display panels and signs with our panel fasteners. The LED module is inserted from behind, concealing all wiring.



## Mounting Clamps

### Part #: TRI-MC

For maximum flexibility, TokiLum can be attached with clamps. Each clamp is fastened with a screw concealed behind the fixture.



# LED Driver

TokiLum is Wet-Location Listed when operated from our LED Drivers.



Tokistar's LDR6-60 is a 60 Watt UL Recognized Class 2 LED Driver used to convert an AC input into a 6VDC output. It may be operated from a wide range of input voltages. The enclosure is suitable for wet locations.



**Part #: LDR6-60**

## Specifications

Input Range: 100~240 VAC  
 Frequency Range: 50/60 Hz  
 Output: 6VDC (Adjustable +40% / -5%)  
 Max. Output Current: 5.0A x 2 channels  
 Max. Output Power: 30W x 2 channels  
 Protection: Overload, Overcurrent, Short Circuit  
 Operating Temperature: -30°C to +60°C

## Mechanical Specifications

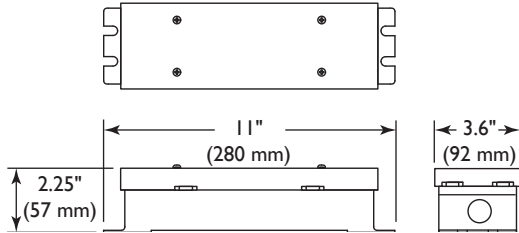
Dimensions: 3.6" x 11" x 2.25"  
 Weight: 4 lbs  
 Enclosure Rating: Nema 3/IP65  
 Mounting: Flange Mount  
 Connection: Knockouts for 1/2" Conduit

## Compliance/Safety

UL 1310 Class 2  
 CAN/CSA 22.2#9  
 EN60950

## TokiLum Capacity

0.48 Watt LEDs: 124 pieces



# LED Dimmers

## DMX Dimming System

Tokistar's LC-1CH-MULTI Dimmer Pack is compatible with industry-standard dimmers working on DMX or 0/1-10VDC protocol.



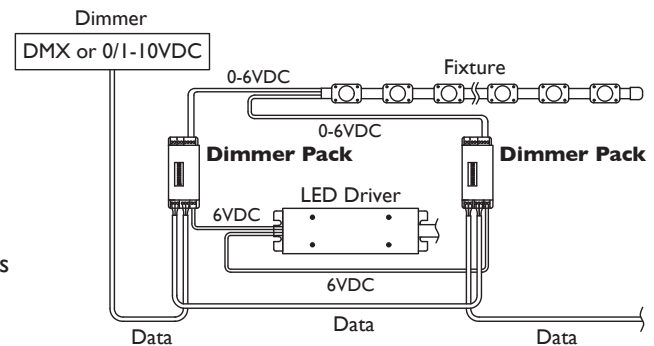
## Part #: LC-1CH-MULTI

Max. Load: 30 Watts @ 6 VDC  
 Environmental Rating: Dry Location/IP20  
 Dimensions: 3/4" x 1-3/4" x 3-1/2"  
 Weight: 50g / 0.11 lbs  
 Listing: ETL Listed/CE Certified  
 Operating Temperature: 0~+50°C

**DMX Mode** - Each unit is independently addressable. Up to 36 dimmer packs may be connected in series. For applications exceeding 36 dimmer packs, an additional feed from the DMX dimmer is required. The additional feed(s) can be sent directly from the dimmer, or you may specify DMX Splitters. Consult factory on details of DMX Splitters.

**Analog Modes** - For operation from devices using 0/1-10VDC protocol, up to 10 dimmer packs may be connected in series. For applications exceeding 10 dimmer packs, an additional feed from the analog dimming device is required.

**Manual Mode** - You may select a light intensity at which the fixtures will operate. In this case, no external dimming device is required.



## LC Dimming System

This proprietary Dimming System provides full-range dimming of TokiLum LEDs. The system components connect with CAT5 cable. Up to 25 dimmer packs may be connected in series if the total length of all CAT5 cable does not exceed 165 feet from the wall dimmer to the last dimmer pack. CAT5 cables are included with units.



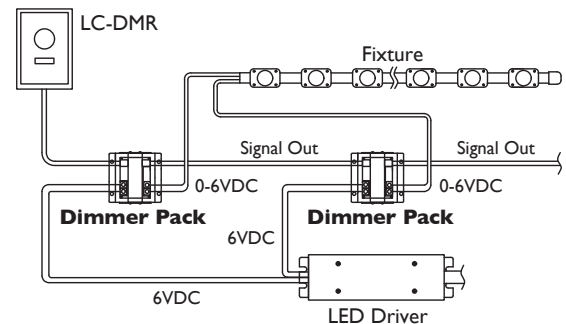
## Part #: LC-DMR

The remote wall dimmer has a rotary dial and on/off switch. Power to the wall dimmer is provided from the LED Driver powering the first Dimmer Pack. A 50 foot CAT5 cable is provided with each unit.



## Part #: LC-1CH-DP

Each dimmer pack receives one of the two 6VDC outputs from an LDR6-60 LED Driver. A CAT5 cable is provided with each unit. Size: 1-1/2" x 3-1/2" x 4-1/16"



## TOKISTAR® LIGHTING INC.

1015 E, Discovery Lane • Anaheim, CA 92801

Tel: 714.772.7005 • Fax: 714.772.7014 • Toll free in U.S.A.: 877.340.7633

E-mail: info@tokistar.com • Web site: www.tokistar.com