



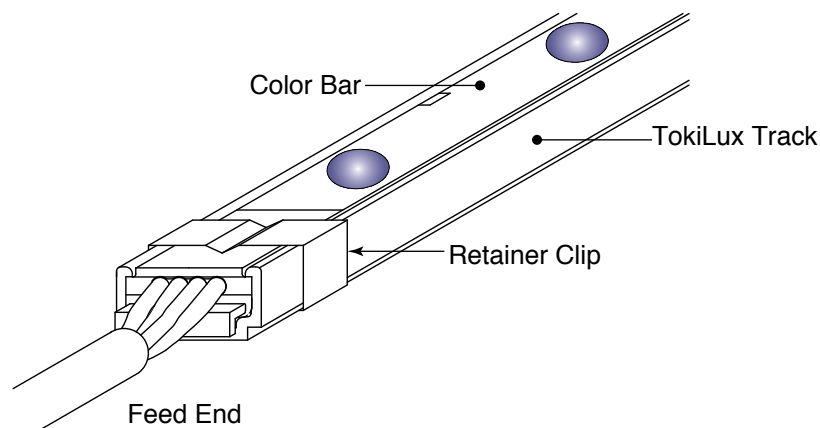
TOKISTAR LIGHTING INSTRUCTION MANUAL

TokiLux™ RGB Series

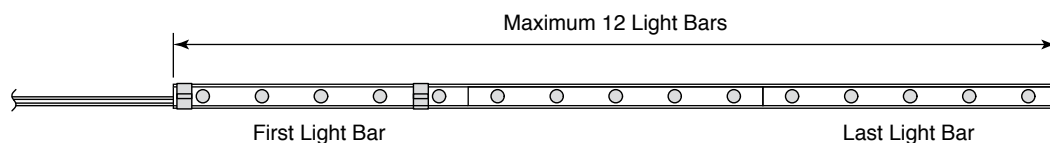
24VDC

General Description

Tokistar's TokiLux RGB Series operates at 24VDC. Color Bars are installed end-to-end within the TokiLux track. Each Color Bar contains five LEDs and consumes a total of 2.4 watts. An individual run length may contain up to 12 Light Bars. Multiple tracks can be interconnected with up to 12 Color Bars from a single feed point. Each track is labeled with wattage and operating voltage.



Maximum Run Length



PRECAUTIONS

1. Read all instructions completely before beginning installation.
2. Turn off electricity before beginning installation.
3. All wiring is to be performed by a qualified electrician.
4. Installation must comply with the National Electrical Code, and all applicable codes.
5. Turn main supply to the LED driver on only after all connections have been made and tested.
6. Use only LED drivers provided by Tokistar with the system.

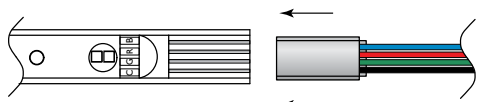
TOKISTAR® LIGHTING
1015 E. Discovery Lane
Anaheim, CA 92801
TEL: 714 772 7005 FAX: 714 772 7014
email: info@tokistar.com Website: tokistar.com

Connectors

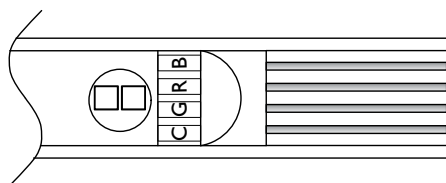
Feed Connector

Part#: TLX-CON-RGB

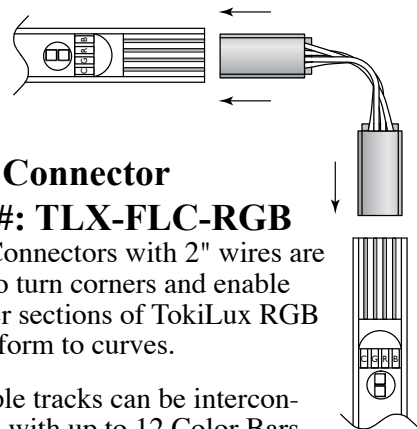
Feed Connectors bring power to one end of a TokiLux RGB run. Up to 12 Color Bars can be powered from a single connector.



Do Not Snap Connectors in place from above. Slide in place.



(C) Common and Black connector wire must align for the system to operate properly.



Flex Connector

Part#: TLX-FLC-RGB

Flex Connectors with 2" wires are used to turn corners and enable smaller sections of TokiLux RGB to conform to curves.

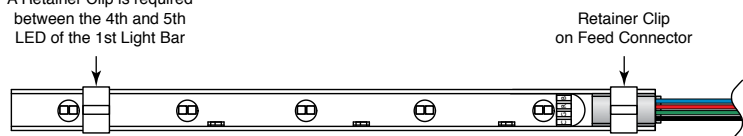
Multiple tracks can be interconnected with up to 12 Color Bars from a single feed point.

Retainer Clips

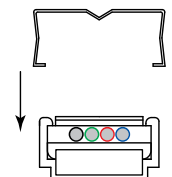
Retainer clips are included with Feed Connectors and Flex Connectors. These snap onto the fixture to provide a secure connection.

Feed Connector Assembled

A Retainer Clip is required between the 4th and 5th LED of the 1st Light Bar

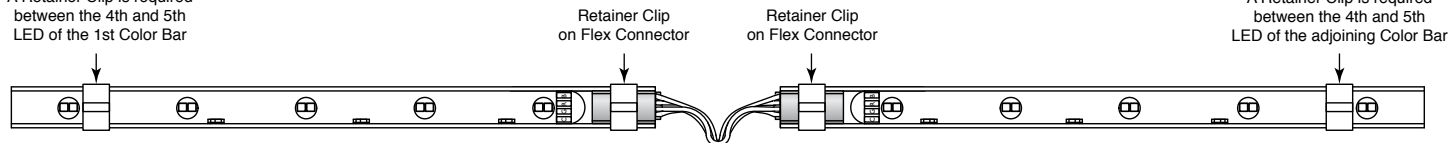


Retainer Clips snap in place from above.



Flex Connector Assembled

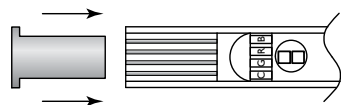
A Retainer Clip is required between the 4th and 5th LED of the 1st Color Bar



End Cap

Part #: TLX-ED-RGB

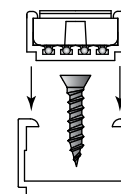
End Caps insulate the end of a run of TokiLux RGB.



Mounting Clamp

Part #: TLX-CP

Mounting clamps are attached with screws and the fixture is snapped in place. Recommended spacing is every 12".



Mounting Clamp

⚠ PRECAUTIONS

(C) Common and the black wire on the Feed Connector must align for the system to function properly

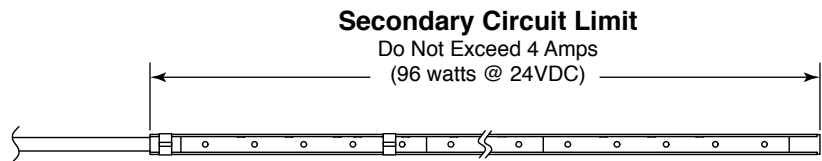
Fixture Lengths

Fixtures cannot be trimmed on site, so the overall length is based upon the number of Light Bars included. Check the sizes and lengths chart for precise measurements.

Part Number	Bars	Watts	Length	
TLX-(Ordering Code)-1	1	2.4	9.875"	250 mm
TLX-(Ordering Code)-2	2	4.8	17.75"	450 mm
TLX-(Ordering Code)-3	3	7.2	25.625"	650 mm
TLX-(Ordering Code)-4	4	9.6	33.5"	850 mm
TLX-(Ordering Code)-5	5	12	41.375"	1,050 mm
TLX-(Ordering Code)-6	6	14.4	49.25"	1,250 mm
TLX-(Ordering Code)-7	7	16.8	57.125"	1,450 mm
TLX-(Ordering Code)-8	8	19.2	65"	1,650 mm
TLX-(Ordering Code)-9	9	21.6	72.875"	1,850 mm
TLX-(Ordering Code)-10	10	24	80.75"	2,050 mm
TLX-(Ordering Code)-11	11	26.4	88.625"	2,250 mm
TLX-(Ordering Code)-12	12	28.8	96.5"	2,450 mm

Secondary Circuit Wiring

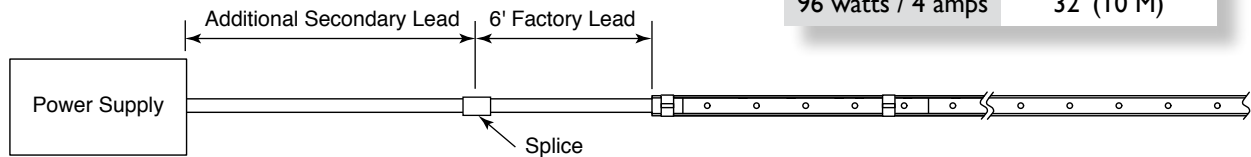
A maximum of 40 Color Bars can be powered on one circuit from the power supply.



Recommended Lead Wire Size

Leads on feed connectors are 6 ft. long. Additional lead wire may be spliced on by the installer in order to reach remote LED driver locations. The length of and the load on the secondary circuit will determine the proper size of secondary wire. This chart provides recommended length of the secondary circuit using #18 AWG based upon the loads shown.

Secondary Lead Wires	
Load / Amps	Wire Length
24 watts / 1 amp	130' (40 M)
48 watts / 2 amps	98' (30 M)
72 watts / 3 amps	65' (20 M)
96 watts / 4 amps	32' (10 M)



LED Driver Installation / 24VDC Operation

LDR24-96

This 96 Watt Class 2 LED driver converts an AC input into a 24VDC output. Refer to the manual provided with the LED driver for detailed installation instructions.

Part#	Input Volts	Output Volts	Output Ratings
LDR24-96	100~277	24VDC	1 @ 4 Amps

LDR24-192

Tokistar's LDR24-192 has two independent 96 watt outputs. If the system is dimmed, each of the outputs requires an independent dimmer pack. This unit has wiring compartments for splicing on input and output leads, and can be connected directly to conduit. Refer to the manual provided with the LED driver for detailed installation instructions.

Part#	Input Volts	Output Volts	Output Ratings
LDR24-192	100~277	24VDC	2 @ 4 Amps

⚠ PRECAUTIONS

Do Not Exceed 4 Amps Per Output.

Lighting Controllers

Color Mix System

There are three basic components to a Color Mix System. They include the Control Station, Dimmer Packs and LED drivers.

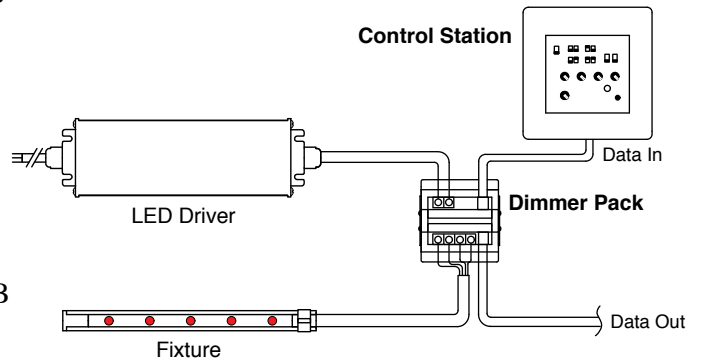
Control Station

The LC-3CH-CM Control Station installs in a double-gang junction box. Power to this unit comes from the LED driver connected to the first dimmer pack. A 50 foot CAT5 cable is provided.

Dimmer Packs

Dimmer Packs are capable of operating up to 40 TokiLux RGB Color Bars. A 25 foot CAT5 cable is provided with each unit. Up to 25 dimmer packs may be connected in series if the total length of all CAT5 cable does not exceed 165 feet from the wall dimmer to the last dimmer pack.

For further information, refer to the instruction manuals provided with the units.



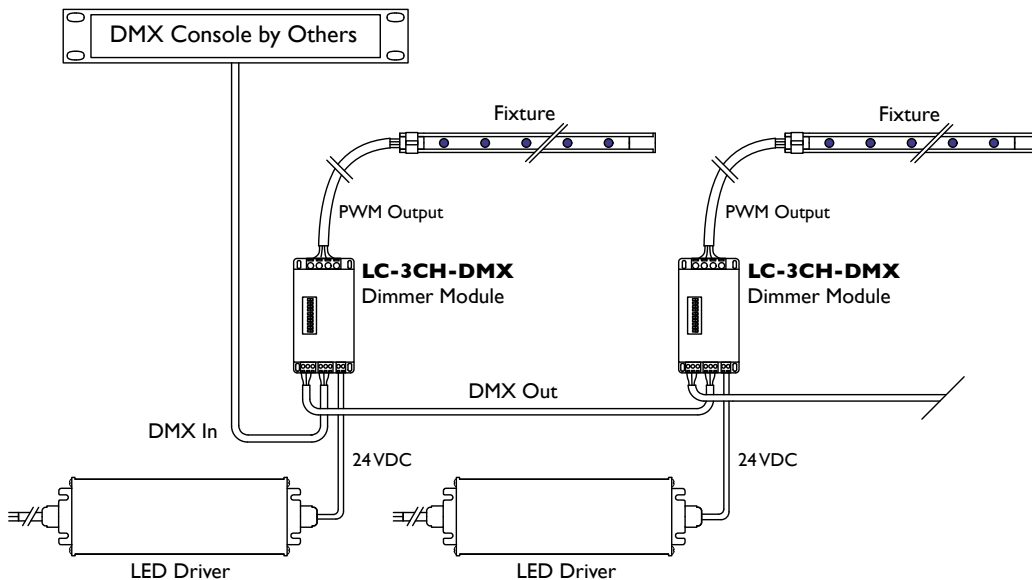
Dual output LED drivers require a dimmer pack for each output.

DMX Dimming System

There are three basic components to a DMX Dimming System. They include the DMX Console (by others), Dimmer Packs and LED drivers.

Dimmer Packs

Dimmer Packs are capable of operating up to 40 TokiLux RGB Color Bars (96 Watts maximum). Dimmer Packs are addressable, and may be used with any controller working on DMX protocol. Up to 36 Dimmer Packs can be linked together with data cable. For applications exceeding 36 Dimmer Packs, a Splitter is required. Splitters can operate up to 6 groupings of Dimmer Packs (216 Total). For further information, refer to the instruction manuals provided with the units.



TokiLux fixtures are ETL Listed when operated from our LED Drivers.



PRECAUTION

All dimming components are rated for dry location only. They must be installed within an enclosure suitable for the environment.