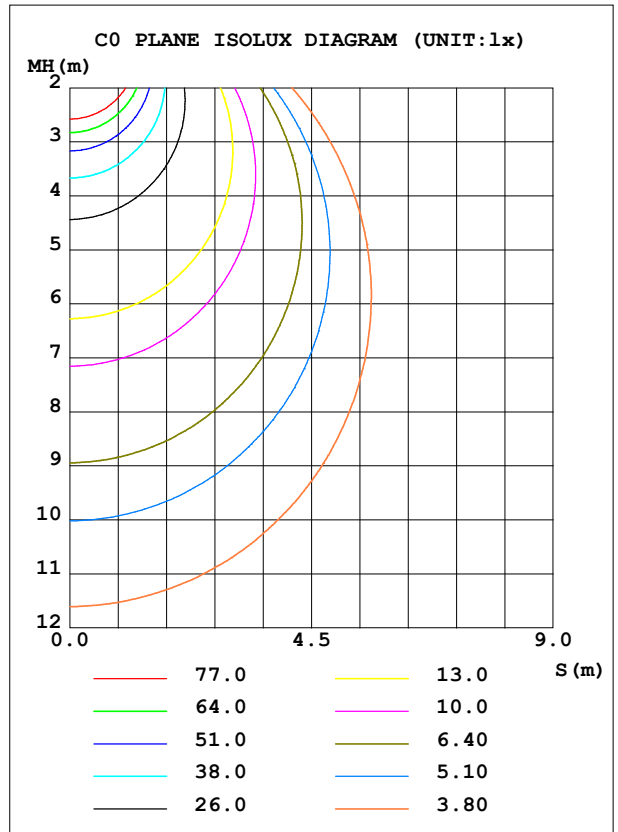
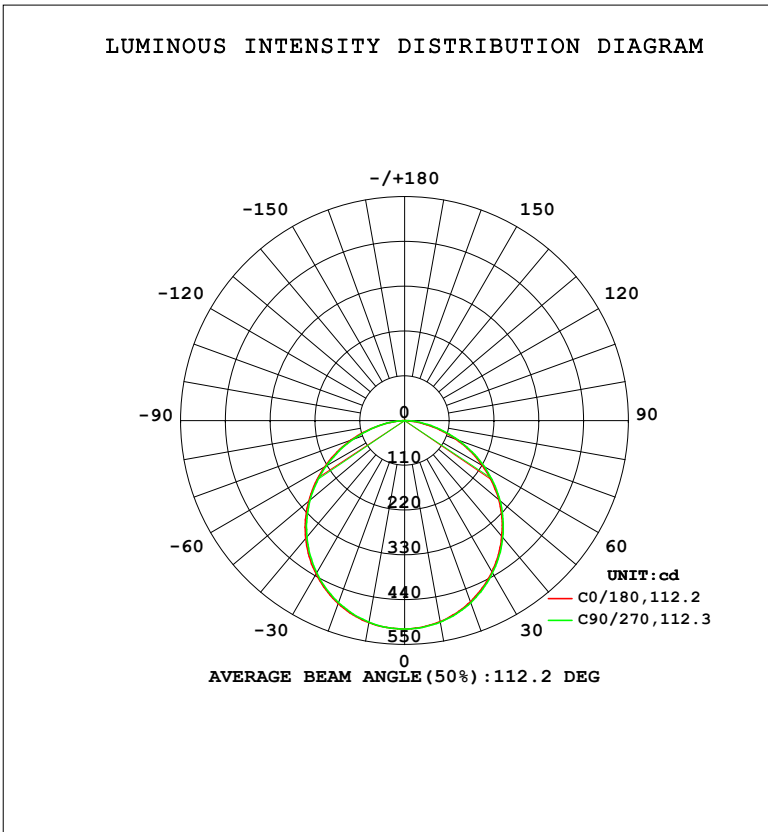


LUMINAIRE PHOTOMETRIC TEST REPORT

Test:U:119.78V I:0.1074A P:12.668W PF:0.9846 Freq:59.98Hz		
UTHDi:0.00% ITHDi:0.00% KDisp:0 Lamp Flux:1449.27x1 lm		
NAME: RGL-FR-5CCT-6-WH	TYPE:	WEIGHT:
SPEC.: 4000K	DIM.:	SERIAL No.:
MFR.: MAGIC LITE	SUR.:	Shielding Angle:

DATA OF LAMP		PHOTOMETRIC DATA			
MODEL	RGL-FR-5CCT-6-WH	Imax (cd)	512.5	S/MH (C0/180)	1.26
NOMINAL POWER (W)	15	LOR (%)	100.0	S/MH (C90/270)	1.25
RATED VOLTAGE (V)	120	TOTAL FLUX (lm)	1449.3	η UP, DN (C0-180)	0.0, 50.2
NOMINAL FLUX (lm)	1449.27	CIE CLASS	DIRECT	η UP, DN (C180-360)	0.0, 49.8
LAMPS INSIDE	1	η up (%)	0.0	CIBSE SHR NOM	1.25
TEST VOLTAGE (V)	120	η down (%)	100.0	CIBSE SHR MAX	1.35



C Range: 0 - 360DEG
 C Interval: 22.5DEG
 Test Speed: HIGH
 Temperature: 24.3 °C
 Operators:
 Test Date: 2024-12-11

γ Range: 0 - 90DEG
 γ Interval: 1.0DEG
 Test System: EVERFINE GO-SPEX500_V1 SYSTEM V2.00.460
 Humidity: 65.0%
 Test Distance: 3.087m [K=1.0000]
 Remarks:

ZONAL FLUX DIAGRAM

ZONAL FLUX DIAGRAM:

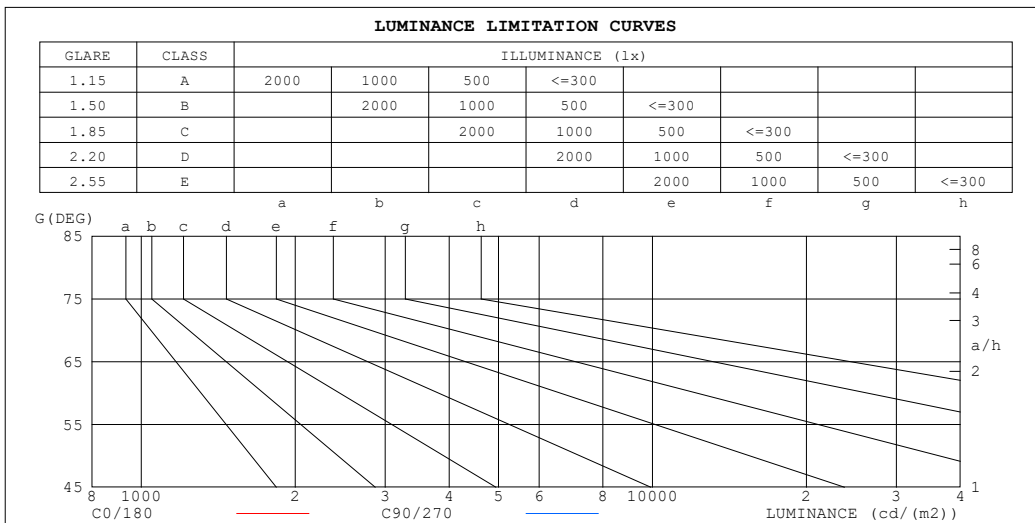
γ	C0	C45	C90	C135	C180	C225	C270	C315	γ	Φ zone	Φ total	%lum,lamp
10	501.5	501.6	502.7	503.5	504.2	503.3	502.9	501.6	0- 10	48.43	48.43	3.34,3.34
20	473.3	474.5	475.9	476.8	477.9	477.2	475.6	474.5	10- 20	138.7	187.1	12.9,12.9
30	429.2	430.4	432.1	434.1	435.3	433.7	432.0	430.4	20- 30	210.1	397.2	27.4,27.4
40	371.5	373.6	375.2	376.8	378.2	376.2	373.7	372.4	30- 40	253.4	650.5	44.9,44.9
50	301.8	303.8	306.3	307.1	307.6	305.3	303.0	301.8	40- 50	263.0	913.6	63,63
60	220.5	223.5	226.0	226.0	226.8	224.3	221.7	220.3	50- 60	236.8	1150	79.4,79.4
70	133.9	137.9	140.0	140.2	139.8	137.3	134.5	133.8	60- 70	178.7	1329	91.7,91.7
80	47.74	53.42	58.23	56.17	52.10	51.84	52.27	49.22	70- 80	99.33	1428	98.6,98.6
90	0.5649	0.5961	0.9601	0.5958	0.3640	0.3774	0.4223	0.3811	80- 90	20.88	1449	100,100
100									90-100			
110									100-110			
120									110-120			
130									120-130			
140									130-140			
150									140-150			
160									150-160			
170									160-170			
180									170-180			
DEG	LUMINOUS INTENSITY:cd									UNIT:lm		

C Range: 0 - 360DEG
 C Interval: 22.5DEG
 Test Speed: HIGH
 Temperature:24.3 °C
 Operators:
 Test Date:2024-12-11

γ Range: 0 - 90DEG
 γ Interval: 1.0DEG
 Test System:EVERFINE GO-SPEX500_V1 SYSTEM V2.00.460
 Humidity:65.0%
 Test Distance:3.087m [K=1.0000]
 Remarks:

LUMINANCE LIMITATION CURVES

Test:U:119.78V I:0.1074A P:12.668W PF:0.9846 Freq:59.98Hz UTHDi:0.00% ITHDi:0.00% KDisp:0 Lamp Flux:1449.27x1 lm		
NAME: RGL-FR-5CCT-6-WH	TYPE:	WEIGHT:
SPEC.: 4000K	DIM.:	SERIAL No.:
MFR.: MAGIC LITE	SUR.:	Shielding Angle:



LUMINANCE cd/(m2)		
G (DEG)	C0/180	C90/270
85	367024	844897
80	875636	1067946
75	1103634	1205741
70	1246723	1303687
65	1339689	1379099
60	1404545	1439291
55	1454297	1484482
50	1495100	1517581
45	1523053	1541202

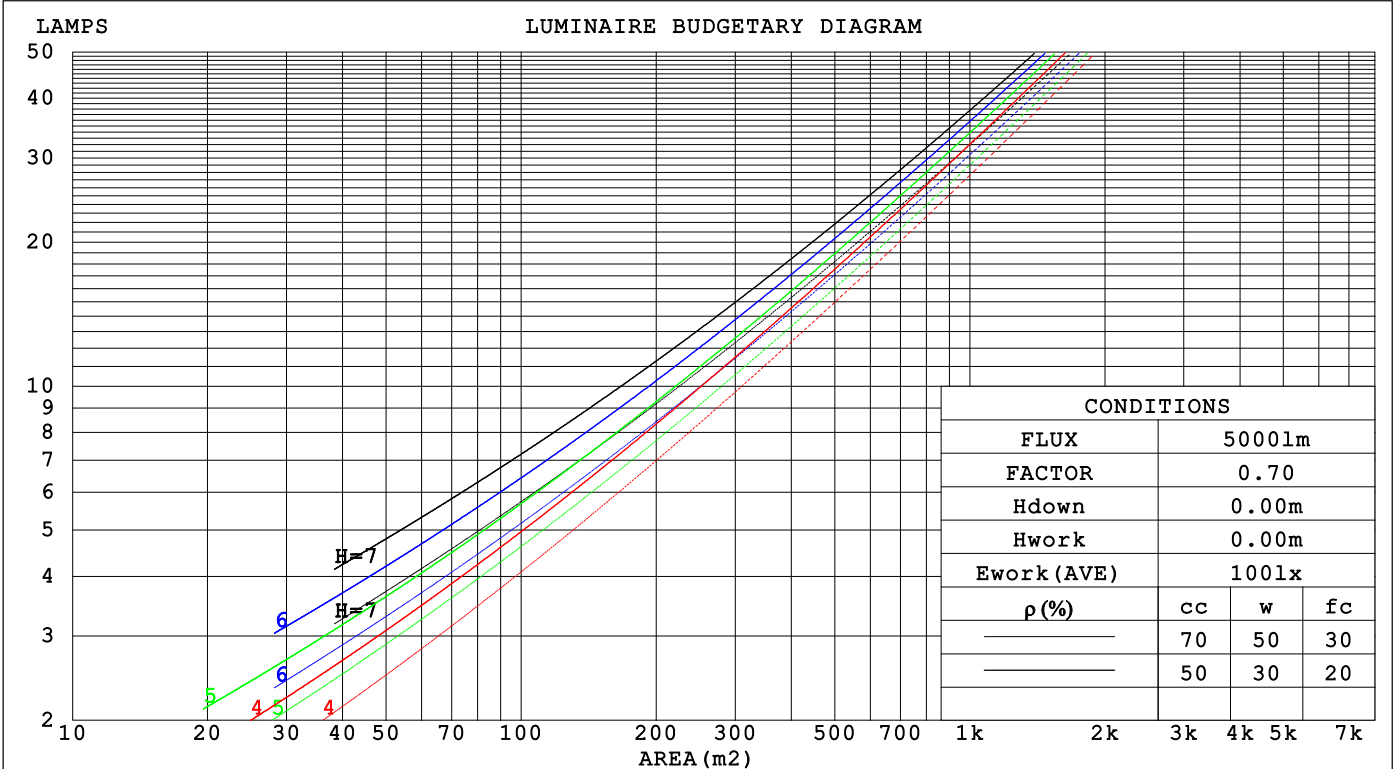
C Range: 0 - 360DEG
 C Interval: 22.5DEG
 Test Speed: HIGH
 Temperature: 24.3°C
 Operators:
 Test Date: 2024-12-11

γ Range: 0 - 90DEG
 γ Interval: 1.0DEG
 Test System: EVERFINE GO-SPEX500_V1 SYSTEM V2.00.460
 Humidity: 65.0%
 Test Distance: 3.087m [K=1.0000]
 Remarks:

CU AND LUMINAIRE BUDGETARY ESTIMATE DIAGRAM

Test:U:119.78V I:0.1074A P:12.668W PF:0.9846 Freq:59.98Hz		
UTHDi:0.00% ITHDi:0.00% KDisp:0 Lamp Flux:1449.27x1 lm		
NAME: RGL-FR-5CCT-6-WH	TYPE:	WEIGHT:
SPEC.: 4000K	DIM.:	SERIAL No.:
MFR.: MAGIC LITE	SUR.:	Shielding Angle:

ρcc	80%			70%			50%			30%			10%			0
ρw	50%	30%	10%	50%	30%	10%	50%	30%	10%	50%	30%	10%	50%	30%	10%	0
ρfc	20%			20%			20%			20%			20%			0
RCR	RCR:Room Cavity Ratio															
	Coefficients of Utilization(CU)															
0.0	1.19	1.19	1.19	1.16	1.16	1.16	1.11	1.11	1.11	1.06	1.06	1.06	1.02	1.02	1.02	1.00
1.0	1.04	.00	.96	1.02	.98	.95	.98	.94	.92	.94	.91	.89	.90	.88	.86	.84
2.0	.91	.84	.78	.89	.83	.77	.85	.80	.75	.82	.78	.74	.79	.75	.72	.70
3.0	.80	.71	.65	.78	.70	.64	.75	.69	.63	.72	.67	.62	.70	.65	.61	.59
4.0	.71	.62	.55	.69	.61	.55	.67	.59	.54	.64	.58	.53	.62	.57	.52	.50
5.0	.63	.54	.47	.62	.53	.47	.60	.52	.46	.58	.51	.46	.56	.50	.45	.43
6.0	.57	.48	.41	.56	.47	.41	.54	.46	.41	.52	.45	.40	.51	.45	.40	.38
7.0	.51	.43	.36	.51	.42	.36	.49	.41	.36	.48	.41	.36	.46	.40	.35	.33
8.0	.47	.38	.32	.46	.38	.32	.45	.37	.32	.44	.37	.32	.42	.36	.32	.30
9.0	.43	.35	.29	.42	.34	.29	.41	.34	.29	.40	.34	.29	.39	.33	.29	.27
10.0	.40	.32	.26	.39	.32	.26	.38	.31	.26	.37	.31	.26	.36	.30	.26	.24



C Range: 0 - 360DEG
 C Interval: 22.5DEG
 Test Speed: HIGH
 Temperature:24.3°C
 Operators:
 Test Date:2024-12-11

γ Range: 0 - 90DEG
 γ Interval: 1.0DEG
 Test System:EVERFINE GO-SPEX500_V1 SYSTEM V2.00.460
 Humidity:65.0%
 Test Distance:3.087m [K=1.0000]
 Remarks:

WEC AND CCEC

Test:U:119.78V I:0.1074A P:12.668W PF:0.9846 Freq:59.98Hz		
UTHDi:0.00% ITHDi:0.00% KDisp:0 Lamp Flux:1449.27x1 lm		
NAME: RGL-FR-5CCT-6-WH	TYPE:	WEIGHT:
SPEC.: 4000K	DIM.:	SERIAL No.:
MFR.: MAGIC LITE	SUR.:	Shielding Angle:

ρ_{CC}	80%			70%			50%			30%			10%			0
ρ_w	50%	30%	10%	50%	30%	10%	50%	30%	10%	50%	30%	10%	50%	30%	10%	0
ρ_{fc}	20%			20%			20%			20%			20%			0
RCR	RCR:Room Cavity Ratio						Wall Exitance Coefficients(WEC)									
0.0																
1.0	.305	.173	.055	.297	.170	.054	.284	.163	.052	.272	.157	.050	.261	.151	.049	
2.0	.289	.158	.049	.283	.156	.048	.271	.151	.047	.260	.146	.046	.250	.142	.045	
3.0	.268	.143	.043	.263	.141	.042	.252	.137	.042	.243	.133	.041	.234	.130	.040	
4.0	.248	.129	.038	.243	.127	.038	.234	.124	.037	.225	.121	.037	.218	.118	.036	
5.0	.230	.117	.034	.225	.116	.034	.217	.113	.033	.210	.111	.033	.202	.108	.033	
6.0	.213	.107	.031	.209	.106	.030	.202	.104	.030	.195	.101	.030	.189	.099	.030	
7.0	.198	.098	.028	.195	.097	.028	.188	.095	.027	.182	.094	.027	.177	.092	.027	
8.0	.185	.091	.025	.182	.090	.025	.177	.088	.025	.171	.087	.025	.166	.085	.025	
9.0	.174	.084	.023	.171	.083	.023	.166	.082	.023	.161	.081	.023	.156	.079	.023	
10.0	.163	.078	.022	.161	.078	.022	.156	.077	.022	.152	.075	.021	.148	.074	.021	

ρ_{CC}	80%			70%			50%			30%			10%			0
ρ_w	50%	30%	10%	50%	30%	10%	50%	30%	10%	50%	30%	10%	50%	30%	10%	0
ρ_{fc}	20%			20%			20%			20%			20%			0
RCR	RCR:Room Cavity Ratio						Ceiling Cavity Exitance Coefficients(CCEC)									
0.0	.190	.190	.190	.163	.163	.163	.111	.111	.111	.064	.064	.064	.020	.020	.020	
1.0	.180	.156	.135	.154	.134	.116	.105	.092	.080	.061	.053	.047	.019	.017	.015	
2.0	.172	.132	.098	.147	.114	.085	.101	.079	.059	.058	.046	.035	.019	.015	.011	
3.0	.164	.114	.075	.141	.099	.065	.097	.068	.045	.056	.040	.027	.018	.013	.009	
4.0	.157	.101	.058	.134	.087	.051	.092	.061	.036	.053	.036	.021	.017	.012	.007	
5.0	.149	.091	.047	.128	.078	.041	.088	.055	.029	.051	.032	.017	.016	.010	.006	
6.0	.142	.082	.039	.122	.071	.034	.084	.050	.024	.049	.029	.014	.016	.010	.005	
7.0	.135	.075	.033	.116	.065	.029	.080	.046	.021	.047	.027	.012	.015	.009	.004	
8.0	.129	.069	.029	.111	.060	.025	.077	.042	.018	.045	.025	.011	.014	.008	.004	
9.0	.123	.065	.025	.106	.056	.022	.073	.039	.016	.043	.023	.009	.014	.008	.003	
10.0	.117	.060	.022	.101	.052	.020	.070	.037	.014	.041	.022	.008	.013	.007	.003	

C Range: 0 - 360DEG
 C Interval: 22.5DEG
 Test Speed: HIGH
 Temperature:24.3°C
 Operators:
 Test Date:2024-12-11

γ Range: 0 - 90DEG
 γ Interval: 1.0DEG
 Test System:EVERFINE GO-SPEX500_V1 SYSTEM V2.00.460
 Humidity:65.0%
 Test Distance:3.087m [K=1.0000]
 Remarks:

UGR(Unified Glare Rating) Table

Test:U:119.78V I:0.1074A P:12.668W PF:0.9846 Freq:59.98Hz UTHDi:0.00% ITHDi:0.00% KDisp:0 Lamp Flux:1449.27x1 lm										
NAME: RGL-FR-5CCT-6-WH					TYPE:			WEIGHT:		
SPEC.: 4000K					DIM.:			SERIAL No.:		
MFR.: MAGIC LITE					SUR.:			Shielding Angle:		
ceiling/cavity	0.7	0.7	0.5	0.5	0.3	0.7	0.7	0.5	0.5	0.3
walls	0.5	0.3	0.5	0.3	0.3	0.5	0.3	0.5	0.3	0.3
working plane	0.2	0.2	0.2	0.2	0.2	0.2	0.2	0.2	0.2	0.2
Room dimensions	Viewed crosswise					Viewed endwise				
x = 2H y = 2H	38.2	39.7	38.5	39.9	40.1	38.3	39.8	38.6	40.0	40.2
3H	39.7	41.1	40.0	41.3	41.5	39.8	41.2	40.1	41.4	41.7
4H	40.2	41.5	40.5	41.8	42.1	40.4	41.7	40.7	42.0	42.2
6H	40.5	41.8	40.9	42.1	42.3	40.8	42.1	41.2	42.3	42.6
8H	40.6	41.8	40.9	42.1	42.4	40.9	42.2	41.3	42.4	42.7
12H	40.6	41.7	40.9	42.0	42.3	41.0	42.2	41.4	42.5	42.8
4H 2H	38.8	40.2	39.1	40.4	40.7	38.9	40.2	39.2	40.5	40.7
3H	40.5	41.6	40.8	41.9	42.2	40.6	41.8	40.9	42.0	42.4
4H	41.1	42.2	41.5	42.5	42.8	41.3	42.4	41.7	42.7	43.0
6H	41.6	42.5	42.0	42.9	43.2	41.8	42.8	42.2	43.1	43.5
8H	41.7	42.5	42.1	42.9	43.3	42.0	42.9	42.4	43.3	43.6
12H	41.7	42.5	42.1	42.9	43.3	42.1	42.9	42.5	43.3	43.7
8H 4H	41.4	42.3	41.8	42.6	43.0	41.5	42.4	42.0	42.8	43.2
6H	41.9	42.7	42.4	43.1	43.5	42.2	43.0	42.7	43.4	43.8
8H	42.1	42.7	42.6	43.2	43.6	42.5	43.1	42.9	43.5	44.0
12H	42.1	42.7	42.6	43.1	43.6	42.6	43.2	43.1	43.6	44.1
12H 4H	41.4	42.2	41.8	42.6	43.0	41.5	42.4	42.0	42.7	43.1
6H	42.0	42.6	42.4	43.1	43.5	42.3	42.9	42.7	43.3	43.8
8H	42.2	42.7	42.6	43.2	43.6	42.5	43.1	43.0	43.5	44.0
Variations with the observer position at spacings(CIE Pub.117):										
S = 1.0H	+ 0.2 / - 0.2					+ 0.2 / - 0.2				
1.5H	+ 0.2 / - 0.3					+ 0.2 / - 0.3				
2.0H	+ 0.2 / - 0.3					+ 0.2 / - 0.3				

CIE Pub.117, 1449 lm Total Lamp Luminous Flux Corrected (8log(F/F0) = 1.3)
 Area: 0.000314 m2

C Range: 0 - 360DEG
 C Interval: 22.5DEG
 Test Speed: HIGH
 Temperature:24.3°C
 Operators:
 Test Date:2024-12-11

γ Range: 0 - 90DEG
 γ Interval: 1.0DEG
 Test System:EVERFINE GO-SPEX500_V1 SYSTEM V2.00.460
 Humidity:65.0%
 Test Distance:3.087m [K=1.0000]
 Remarks:

UTILIZATION FACTORS TABLE

Test:U:119.78V I:0.1074A P:12.668W PF:0.9846 Freq:59.98Hz UTHDi:0.00% ITHDi:0.00% KDisp:0 Lamp Flux:1449.27x1 lm		
NAME: RGL-FR-5CCT-6-WH	TYPE:	WEIGHT:
SPEC.: 4000K	DIM.:	SERIAL No.:
MFR.: MAGIC LITE	SUR.:	Shielding Angle:

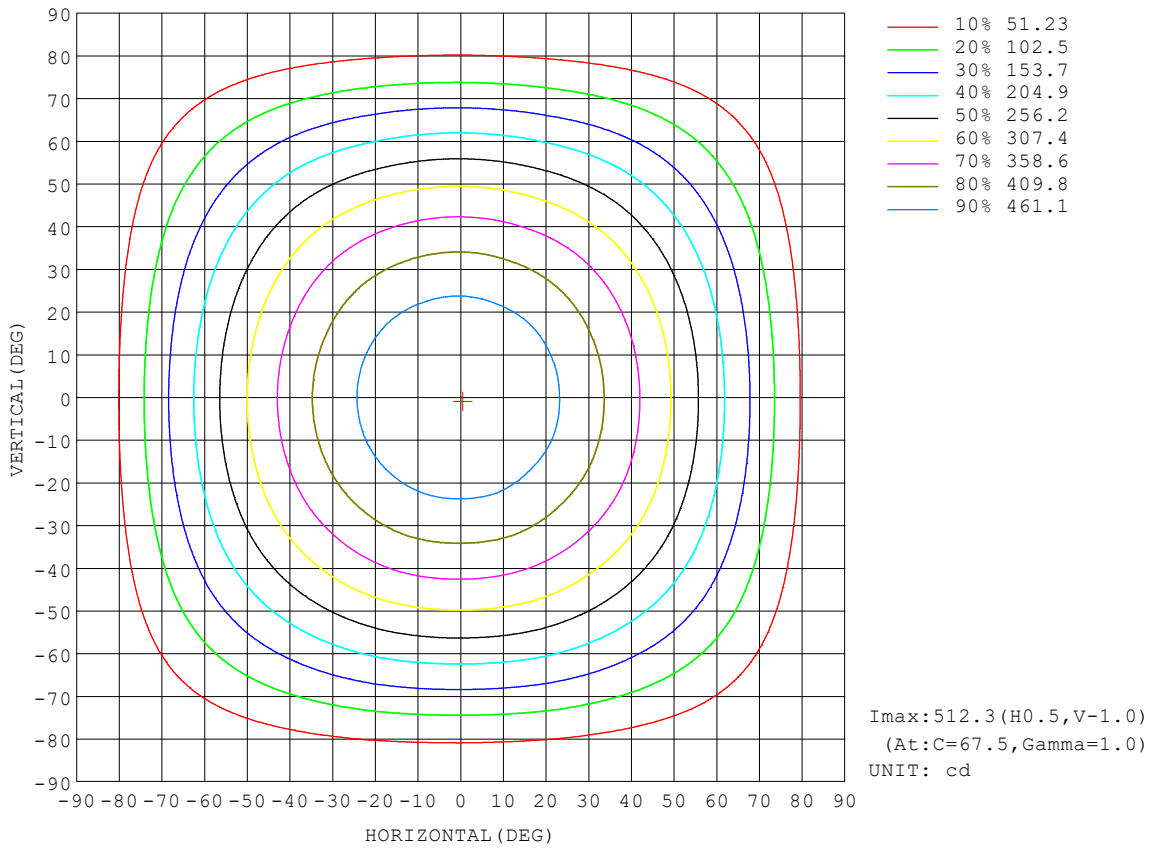
REFLECTANCE										
Ceiling	0.8	0.8	0.8	0.7	0.7	0.7	0.5	0.5	0.5	0
Walls	0.7	0.5	0.3	0.7	0.5	0.3	0.7	0.5	0.3	0
Working plane	0.2	0.2	0.2	0.2	0.2	0.2	0.2	0.2	0.2	0
ROOM INDEX	UTILIZATION FACTORS (PERCENT) $k(RI) \times RCR = 5$									
$k = 0.60$	58	46	39	57	46	39	56	45	39	32
0.80	68	56	49	67	56	49	65	55	48	41
1.00	76	65	58	75	65	58	73	66	57	50
1.25	83	73	66	82	72	65	79	71	65	57
1.50	88	78	72	87	78	71	84	76	70	62
2.00	95	87	80	93	86	80	90	83	78	70
2.50	99	91	85	97	90	85	93	87	83	74
3.00	102	96	90	100	94	89	96	91	87	79
4.00	106	101	96	104	99	95	100	96	92	83
5.00	109	104	100	106	102	99	102	99	95	86
ROOM INDEX	UF(total)									Direct
According to DIN EN 13032-2 2004			Suspended				SHRNOM = 1.25			

C Range: 0 - 360DEG
 C Interval: 22.5DEG
 Test Speed: HIGH
 Temperature:24.3°C
 Operators:
 Test Date:2024-12-11

γ Range: 0 - 90DEG
 γ Interval: 1.0DEG
 Test System:EVERFINE GO-SPEX500_V1 SYSTEM V2.00.460
 Humidity:65.0%
 Test Distance:3.087m [K=1.0000]
 Remarks:

ISOCANDELA DIAGRAM

Test:U:119.78V I:0.1074A P:12.668W PF:0.9846 Freq:59.98Hz UTHDi:0.00% ITHDi:0.00% KDisp:0 Lamp Flux:1449.27x1 lm		
NAME: RGL-FR-5CCT-6-WH	TYPE:	WEIGHT:
SPEC.: 4000K	DIM.:	SERIAL No.:
MFR.: MAGIC LITE	SUR.:	Shielding Angle:

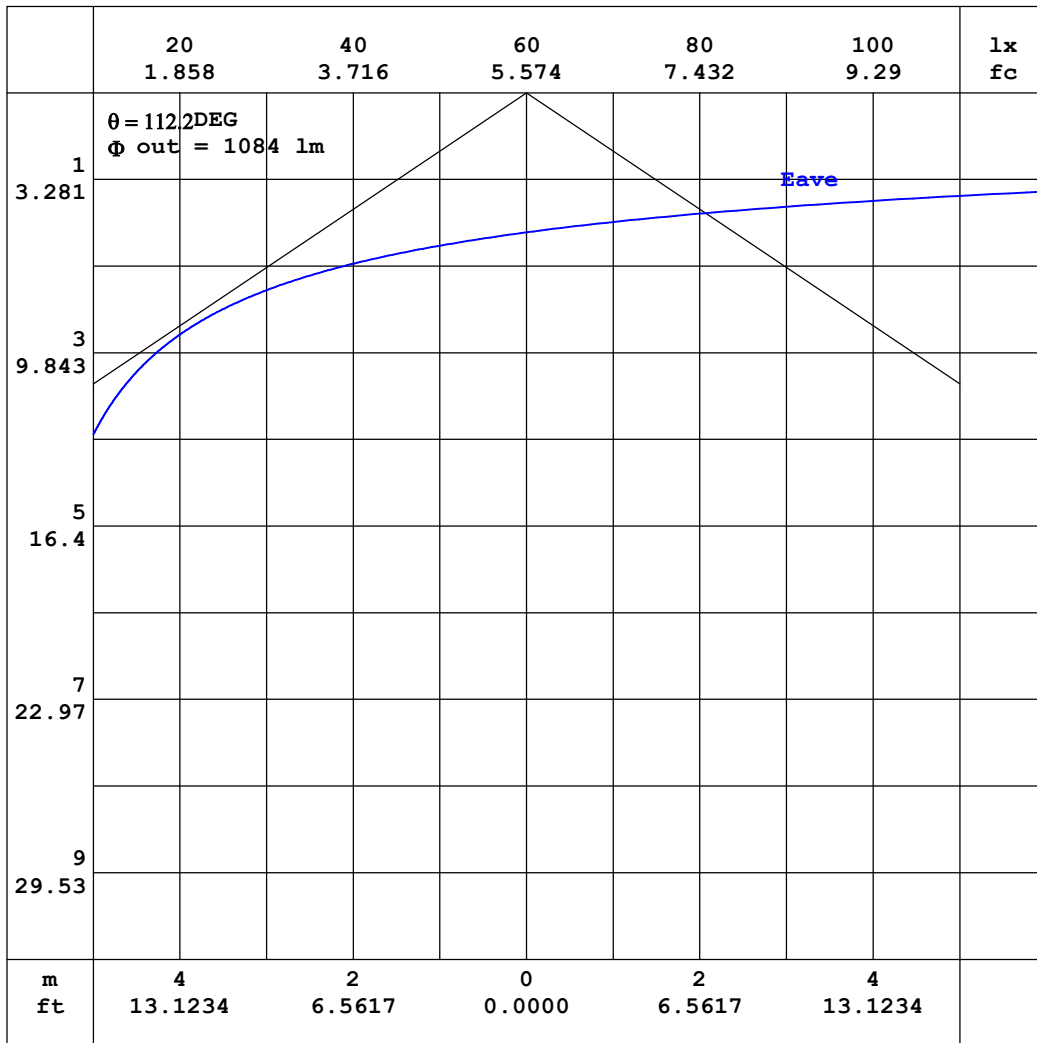


C Range: 0 - 360DEG
 C Interval: 22.5DEG
 Test Speed: HIGH
 Temperature:24.3°C
 Operators:
 Test Date:2024-12-11

γ Range: 0 - 90DEG
 γ Interval: 1.0DEG
 Test System:EVERFINE GO-SPEX500_V1 SYSTEM V2.00.460
 Humidity:65.0%
 Test Distance:3.087m [K=1.0000]
 Remarks:

AAI CURVES

Test:U:119.78V I:0.1074A P:12.668W PF:0.9846 Freq:59.98Hz		
UTHDi:0.00% ITHDi:0.00% KDisp:0 Lamp Flux:1449.27x1 lm		
NAME: RGL-FR-5CCT-6-WH	TYPE:	WEIGHT:
SPEC.: 4000K	DIM.:	SERIAL No.:
MFR.: MAGIC LITE	SUR.:	Shielding Angle:



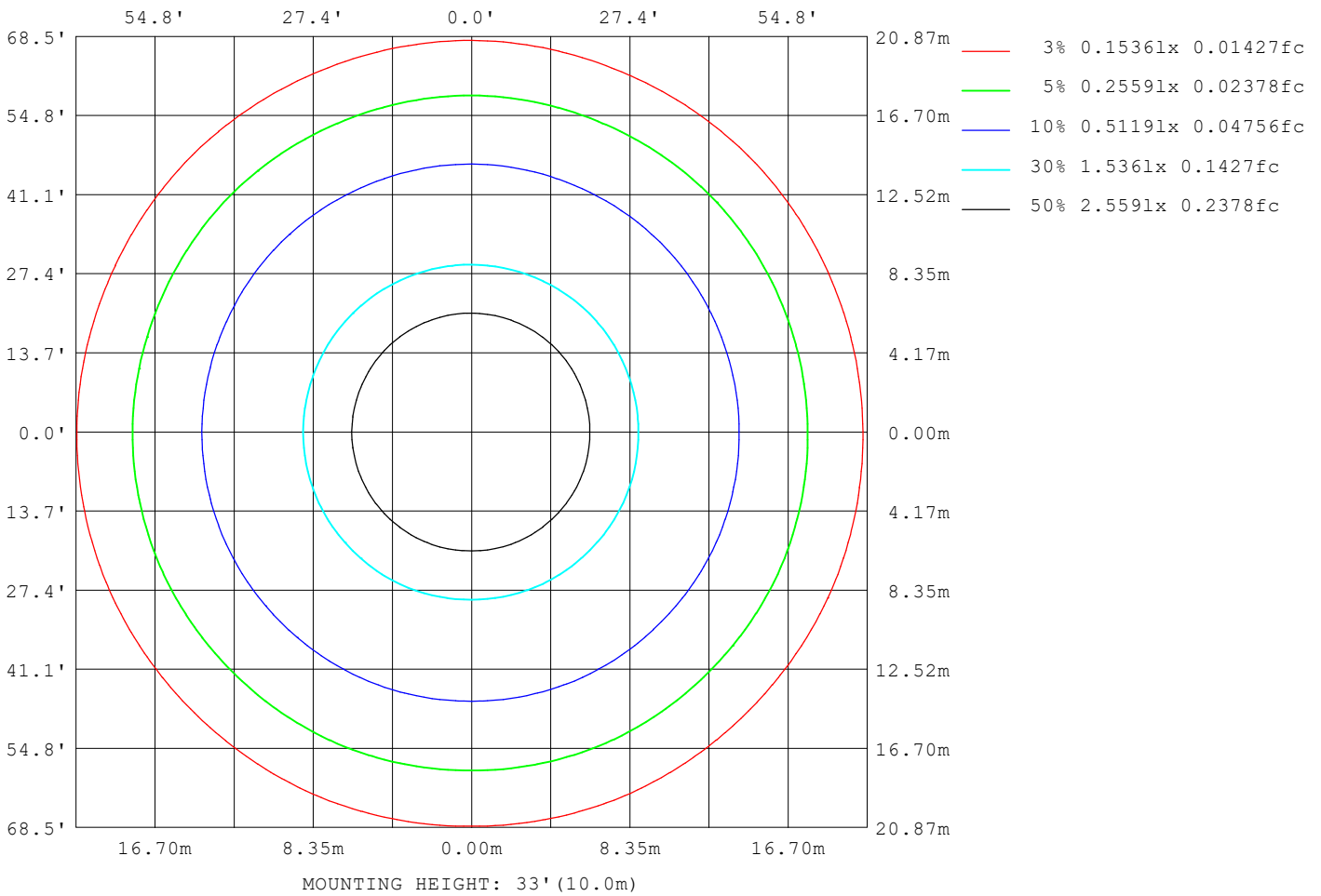
Note: The Curves indicate the illuminated area and the average illumination when the luminaire is at different distance.

C Range: 0 - 360DEG
 C Interval: 22.5DEG
 Test Speed: HIGH
 Temperature: 24.3°C
 Operators:
 Test Date: 2024-12-11

γ Range: 0 - 90DEG
 γ Interval: 1.0DEG
 Test System: EVERFINE GO-SPEX500_V1 SYSTEM V2.00.460
 Humidity: 65.0%
 Test Distance: 3.087m [K=1.0000]
 Remarks:

ISOLUX DIAGRAM

Test:U:119.78V I:0.1074A P:12.668W PF:0.9846 Freq:59.98Hz UTHDi:0.00% ITHDi:0.00% KDisp:0 Lamp Flux:1449.27x1 lm		
NAME: RGL-FR-5CCT-6-WH	TYPE:	WEIGHT:
SPEC.: 4000K	DIM.:	SERIAL No.:
MFR.: MAGIC LITE	SUR.:	Shielding Angle:



C Range: 0 - 360DEG
 C Interval: 22.5DEG
 Test Speed: HIGH
 Temperature:24.3°C
 Operators:
 Test Date:2024-12-11

γ Range: 0 - 90DEG
 γ Interval: 1.0DEG
 Test System:EVERFINE GO-SPEX500_V1 SYSTEM V2.00.460
 Humidity:65.0%
 Test Distance:3.087m [K=1.0000]
 Remarks:

LED Avg.L Report

Test:U:119.78V I:0.1074A P:12.668W PF:0.9846 Freq:59.98Hz UTHDi:0.00% ITHDi:0.00% KDisp:0 Lamp Flux:1449.27x1 lm		
NAME: RGL-FR-5CCT-6-WH	TYPE:	WEIGHT:
SPEC.: 4000K	DIM.:	SERIAL No.:
MFR.: MAGIC LITE	SUR.:	Shielding Angle:

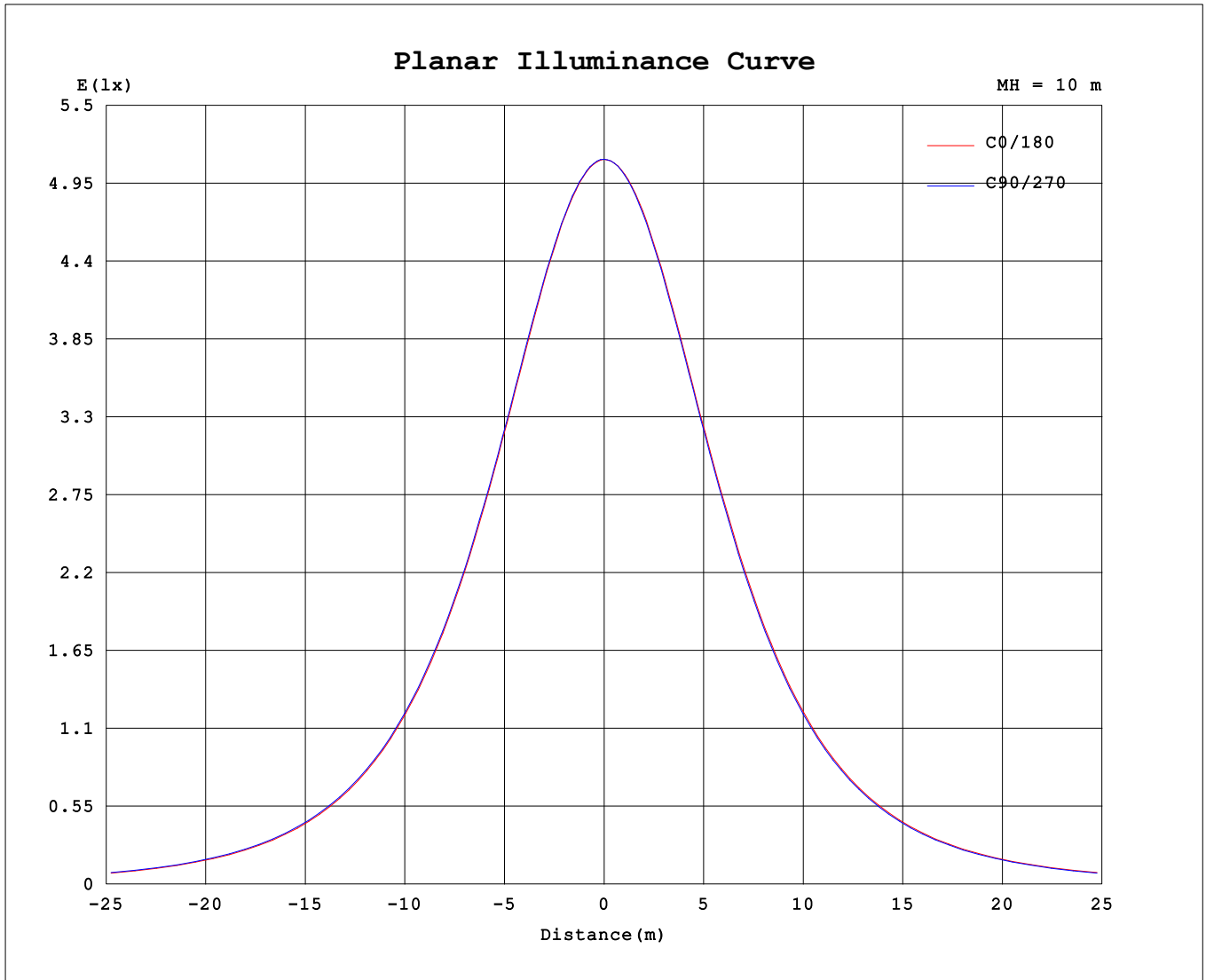
AvgL	cd/m2
L_0~180 (65) av	1361273
L_0~180 (75) av	1136215
L_0~180 (85) av	401998
L_90~270 (65) av	1361159
L_90~270 (75) av	1167765
L_90~270 (85) av	744046
L_45 (65) av	1360719
L_45 (75) av	1158575
L_45 (85) av	563093

Standard: GB/T 29293-2012

C Range: 0 - 360DEG
 C Interval: 22.5DEG
 Test Speed: HIGH
 Temperature:24.3℃
 Operators:
 Test Date:2024-12-11

γ Range: 0 - 90DEG
 γ Interval: 1.0DEG
 Test System:EVERFINE GO-SPEX500_V1 SYSTEM V2.00.460
 Humidity:65.0%
 Test Distance:3.087m [K=1.0000]
 Remarks:

Planar Illuminance Curve



C Range: 0 - 360DEG
 C Interval: 22.5DEG
 Test Speed: HIGH
 Temperature: 24.3 °C
 Operators:
 Test Date: 2024-12-11

γ Range: 0 - 90DEG
 γ Interval: 1.0DEG
 Test System: EVERFINE GO-SPEX500_V1 SYSTEM V2.00.460
 Humidity: 65.0%
 Test Distance: 3.087m [K=1.0000]
 Remarks:

