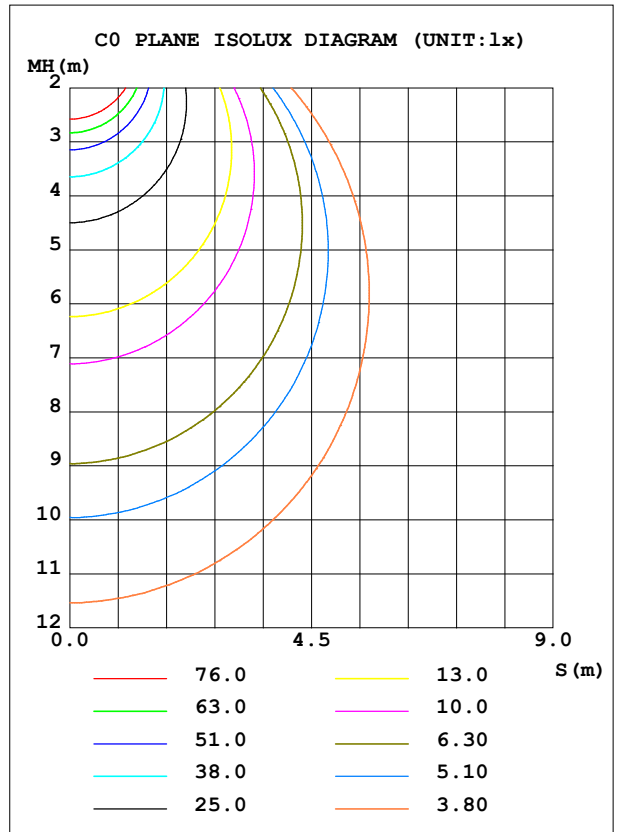
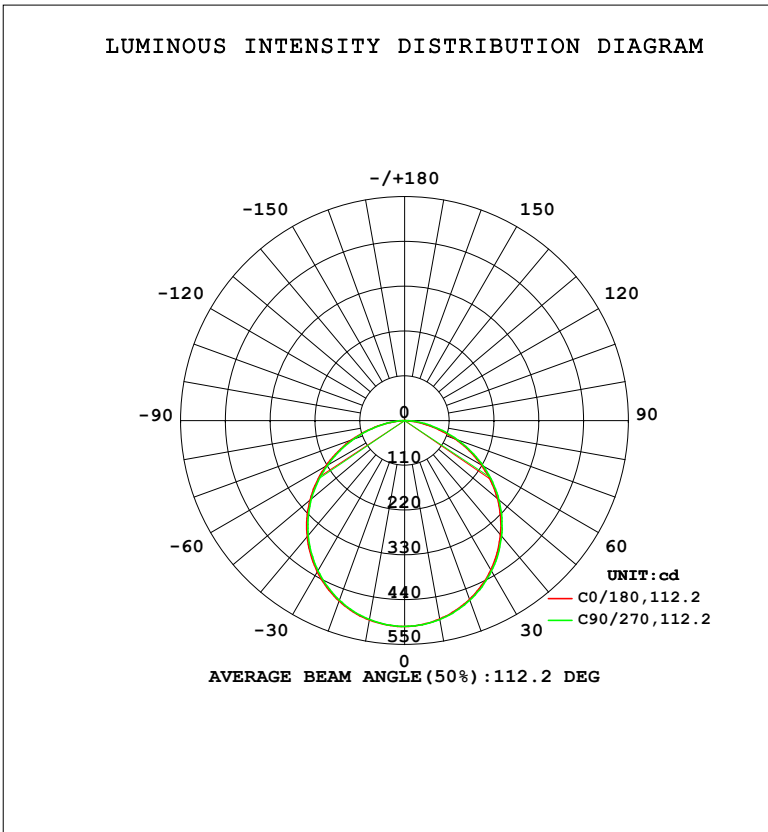


LUMINAIRE PHOTOMETRIC TEST REPORT

| | | |
|---|-------|------------------|
| Test:U:119.78V I:0.1065A P:12.551W PF:0.9843 Freq:59.98Hz | | |
| UTHDi:0.00% ITHDi:0.00% KDisp:0 Lamp Flux:1430.16x1 lm | | |
| NAME: RGL-FR-5CCT-6-WH | TYPE: | WEIGHT: |
| SPEC.: 3500K | DIM.: | SERIAL No.: |
| MFR.: MAGIC LITE | SUR.: | Shielding Angle: |

| DATA OF LAMP | | PHOTOMETRIC DATA | | | |
|-------------------|------------------|------------------|--------|--------------------------|-----------|
| MODEL | RGL-FR-5CCT-6-WH | Imax (cd) | 505.7 | S/MH (C0/180) | 1.26 |
| NOMINAL POWER (W) | 15 | LOR (%) | 100.0 | S/MH (C90/270) | 1.25 |
| RATED VOLTAGE (V) | 120 | TOTAL FLUX (lm) | 1430.2 | η UP, DN (C0-180) | 0.0, 50.3 |
| NOMINAL FLUX (lm) | 1430.16 | CIE CLASS | DIRECT | η UP, DN (C180-360) | 0.0, 49.7 |
| LAMPS INSIDE | 1 | η up (%) | 0.0 | CIBSE SHR NOM | 1.25 |
| TEST VOLTAGE (V) | 120 | η down (%) | 100.0 | CIBSE SHR MAX | 1.35 |



C Range: 0 - 360DEG
 C Interval: 22.5DEG
 Test Speed: HIGH
 Temperature: 24.3 °C
 Operators:
 Test Date: 2024-12-11

γ Range: 0 - 90DEG
 γ Interval: 1.0DEG
 Test System: EVERFINE GO-SPEX500_V1 SYSTEM V2.00.460
 Humidity: 65.0%
 Test Distance: 3.087m [K=1.0000]
 Remarks:

ZONAL FLUX DIAGRAM

ZONAL FLUX DIAGRAM:

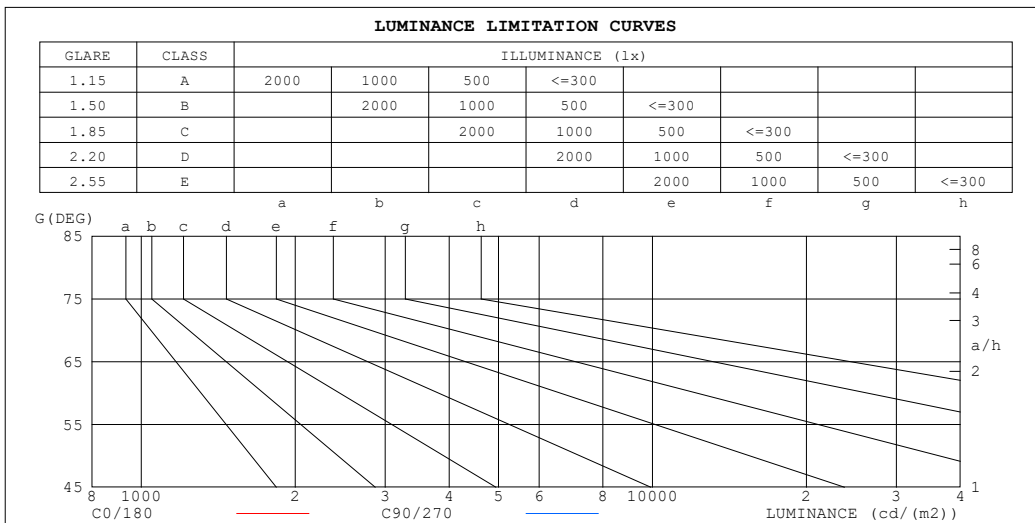
| γ | C0 | C45 | C90 | C135 | C180 | C225 | C270 | C315 | γ | Φ zone | Φ total | %lum,lamp |
|----------|-----------------------|--------|--------|--------|--------|--------|--------|--------|----------|-------------|--------------|-----------|
| 10 | 495.0 | 495.2 | 496.4 | 496.6 | 497.4 | 497.0 | 496.2 | 495.4 | 0- 10 | 47.80 | 47.80 | 3.34,3.34 |
| 20 | 467.1 | 467.9 | 469.2 | 470.7 | 471.4 | 470.5 | 469.2 | 468.0 | 10- 20 | 136.9 | 184.7 | 12.9,12.9 |
| 30 | 423.8 | 425.4 | 427.1 | 428.6 | 429.4 | 427.8 | 426.1 | 424.5 | 20- 30 | 207.3 | 392.0 | 27.4,27.4 |
| 40 | 366.3 | 369.0 | 370.8 | 371.9 | 372.7 | 370.8 | 368.5 | 367.3 | 30- 40 | 250.0 | 642.0 | 44.9,44.9 |
| 50 | 297.5 | 300.3 | 302.4 | 302.7 | 303.5 | 301.1 | 298.9 | 297.8 | 40- 50 | 259.5 | 901.5 | 63,63 |
| 60 | 217.8 | 220.8 | 223.1 | 223.0 | 223.5 | 220.8 | 218.5 | 217.6 | 50- 60 | 233.7 | 1135 | 79.4,79.4 |
| 70 | 132.3 | 136.4 | 138.4 | 138.2 | 137.7 | 135.2 | 132.6 | 132.0 | 60- 70 | 176.3 | 1312 | 91.7,91.7 |
| 80 | 47.15 | 52.79 | 57.51 | 55.52 | 51.30 | 51.07 | 51.49 | 48.52 | 70- 80 | 98.02 | 1410 | 98.6,98.6 |
| 90 | 0.5608 | 0.5876 | 0.9512 | 0.5839 | 0.3573 | 0.3759 | 0.4141 | 0.3770 | 80- 90 | 20.60 | 1430 | 100,100 |
| 100 | | | | | | | | | 90-100 | | | |
| 110 | | | | | | | | | 100-110 | | | |
| 120 | | | | | | | | | 110-120 | | | |
| 130 | | | | | | | | | 120-130 | | | |
| 140 | | | | | | | | | 130-140 | | | |
| 150 | | | | | | | | | 140-150 | | | |
| 160 | | | | | | | | | 150-160 | | | |
| 170 | | | | | | | | | 160-170 | | | |
| 180 | | | | | | | | | 170-180 | | | |
| DEG | LUMINOUS INTENSITY:cd | | | | | | | | | UNIT:lm | | |

C Range: 0 - 360DEG
 C Interval: 22.5DEG
 Test Speed: HIGH
 Temperature:24.3 °C
 Operators:
 Test Date:2024-12-11

γ Range: 0 - 90DEG
 γ Interval: 1.0DEG
 Test System:EVERFINE GO-SPEX500_V1 SYSTEM V2.00.460
 Humidity:65.0%
 Test Distance:3.087m [K=1.0000]
 Remarks:

LUMINANCE LIMITATION CURVES

| | | |
|---|-------|------------------|
| Test:U:119.78V I:0.1065A P:12.551W PF:0.9843 Freq:59.98Hz UTHDi:0.00% ITHDi:0.00% KDisp:0 Lamp Flux:1430.16x1 lm | | |
| NAME: RGL-FR-5CCT-6-WH | TYPE: | WEIGHT: |
| SPEC.: 3500K | DIM.: | SERIAL No.: |
| MFR.: MAGIC LITE | SUR.: | Shielding Angle: |



| LUMINANCE cd/(m2) | | |
|-------------------|---------|---------|
| G (DEG) | C0/180 | C90/270 |
| 85 | 362174 | 836876 |
| 80 | 864687 | 1054826 |
| 75 | 1089352 | 1191976 |
| 70 | 1232320 | 1288411 |
| 65 | 1322166 | 1364426 |
| 60 | 1387198 | 1420956 |
| 55 | 1437237 | 1465343 |
| 50 | 1473742 | 1498131 |
| 45 | 1503144 | 1523366 |

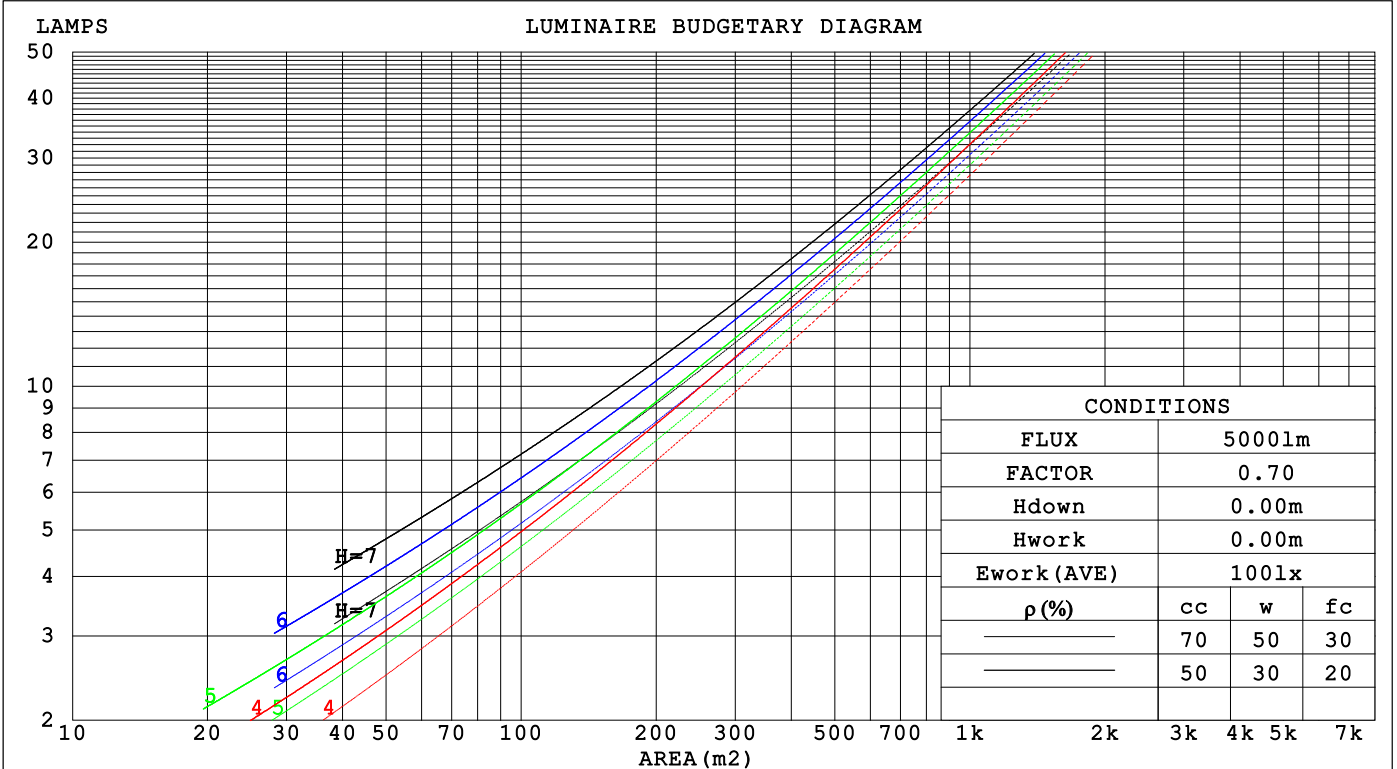
C Range: 0 - 360DEG
 C Interval: 22.5DEG
 Test Speed: HIGH
 Temperature: 24.3°C
 Operators:
 Test Date: 2024-12-11

γ Range: 0 - 90DEG
 γ Interval: 1.0DEG
 Test System: EVERFINE GO-SPEX500_V1 SYSTEM V2.00.460
 Humidity: 65.0%
 Test Distance: 3.087m [K=1.0000]
 Remarks:

CU AND LUMINAIRE BUDGETARY ESTIMATE DIAGRAM

| | | |
|---|-------|------------------|
| Test:U:119.78V I:0.1065A P:12.551W PF:0.9843 Freq:59.98Hz | | |
| UTHdi:0.00% ITHdi:0.00% KDisp:0 Lamp Flux:1430.16x1 lm | | |
| NAME: RGL-FR-5CCT-6-WH | TYPE: | WEIGHT: |
| SPEC.: 3500K | DIM.: | SERIAL No.: |
| MFR.: MAGIC LITE | SUR.: | Shielding Angle: |

| | | | | | | | | | | | | | | | | |
|-------------|---------------------------------|------|------|------|------|------|------|------|------|------|------|------|------|------|------|------|
| ρ_{cc} | 80% | | | 70% | | | 50% | | | 30% | | | 10% | | | 0 |
| ρ_w | 50% | 30% | 10% | 50% | 30% | 10% | 50% | 30% | 10% | 50% | 30% | 10% | 50% | 30% | 10% | 0 |
| ρ_{fc} | 20% | | | 20% | | | 20% | | | 20% | | | 20% | | | 0 |
| RCR | RCR:Room Cavity Ratio | | | | | | | | | | | | | | | |
| | Coefficients of Utilization(CU) | | | | | | | | | | | | | | | |
| 0.0 | 1.19 | 1.19 | 1.19 | 1.16 | 1.16 | 1.16 | 1.11 | 1.11 | 1.11 | 1.06 | 1.06 | 1.06 | 1.02 | 1.02 | 1.02 | 1.00 |
| 1.0 | 1.04 | .90 | .96 | 1.02 | .98 | .95 | .98 | .94 | .92 | .94 | .91 | .89 | .90 | .88 | .86 | .84 |
| 2.0 | .91 | .84 | .78 | .89 | .83 | .77 | .85 | .80 | .75 | .82 | .78 | .74 | .79 | .75 | .72 | .70 |
| 3.0 | .80 | .71 | .65 | .78 | .70 | .64 | .75 | .69 | .63 | .72 | .67 | .62 | .70 | .65 | .61 | .59 |
| 4.0 | .71 | .62 | .55 | .69 | .61 | .55 | .67 | .59 | .54 | .64 | .58 | .53 | .62 | .57 | .52 | .50 |
| 5.0 | .63 | .54 | .47 | .62 | .53 | .47 | .60 | .52 | .46 | .58 | .51 | .46 | .56 | .50 | .45 | .43 |
| 6.0 | .57 | .48 | .41 | .56 | .47 | .41 | .54 | .46 | .41 | .52 | .45 | .40 | .51 | .45 | .40 | .38 |
| 7.0 | .51 | .43 | .36 | .51 | .42 | .36 | .49 | .41 | .36 | .48 | .41 | .36 | .46 | .40 | .35 | .33 |
| 8.0 | .47 | .38 | .32 | .46 | .38 | .32 | .45 | .37 | .32 | .44 | .37 | .32 | .42 | .36 | .32 | .30 |
| 9.0 | .43 | .35 | .29 | .42 | .34 | .29 | .41 | .34 | .29 | .40 | .34 | .29 | .39 | .33 | .29 | .27 |
| 10.0 | .40 | .32 | .26 | .39 | .32 | .26 | .38 | .31 | .26 | .37 | .31 | .26 | .36 | .30 | .26 | .24 |



C Range: 0 - 360DEG
 C Interval: 22.5DEG
 Test Speed: HIGH
 Temperature:24.3°C
 Operators:
 Test Date:2024-12-11

γ Range: 0 - 90DEG
 γ Interval: 1.0DEG
 Test System:EVERFINE GO-SPEX500_V1 SYSTEM V2.00.460
 Humidity:65.0%
 Test Distance:3.087m [K=1.0000]
 Remarks:

WEC AND CCEC

| | | |
|---|-------|------------------|
| Test:U:119.78V I:0.1065A P:12.551W PF:0.9843 Freq:59.98Hz | | |
| UTHDi:0.00% ITHDi:0.00% KDisp:0 Lamp Flux:1430.16x1 lm | | |
| NAME: RGL-FR-5CCT-6-WH | TYPE: | WEIGHT: |
| SPEC.: 3500K | DIM.: | SERIAL No.: |
| MFR.: MAGIC LITE | SUR.: | Shielding Angle: |

| ρ_{CC} | 80% | | | 70% | | | 50% | | | 30% | | | 10% | | | 0 |
|-------------|-----------------------|------|------|------|------|------|---------------------------------|------|------|------|------|------|------|------|------|---|
| ρ_w | 50% | 30% | 10% | 50% | 30% | 10% | 50% | 30% | 10% | 50% | 30% | 10% | 50% | 30% | 10% | 0 |
| ρ_{fc} | 20% | | | 20% | | | 20% | | | 20% | | | 20% | | | 0 |
| RCR | RCR:Room Cavity Ratio | | | | | | Wall Exitance Coefficients(WEC) | | | | | | | | | |
| 0.0 | | | | | | | | | | | | | | | | |
| 1.0 | .305 | .173 | .055 | .297 | .170 | .054 | .284 | .163 | .052 | .272 | .157 | .050 | .261 | .151 | .049 | |
| 2.0 | .289 | .158 | .049 | .283 | .156 | .048 | .271 | .151 | .047 | .260 | .146 | .046 | .250 | .142 | .045 | |
| 3.0 | .268 | .143 | .043 | .263 | .141 | .042 | .252 | .137 | .042 | .243 | .133 | .041 | .234 | .130 | .040 | |
| 4.0 | .248 | .129 | .038 | .243 | .127 | .038 | .234 | .124 | .037 | .225 | .121 | .037 | .218 | .118 | .036 | |
| 5.0 | .230 | .117 | .034 | .225 | .116 | .034 | .217 | .113 | .033 | .210 | .111 | .033 | .202 | .108 | .033 | |
| 6.0 | .213 | .107 | .031 | .209 | .106 | .030 | .202 | .104 | .030 | .195 | .101 | .030 | .189 | .099 | .030 | |
| 7.0 | .198 | .098 | .028 | .195 | .097 | .028 | .188 | .095 | .027 | .182 | .094 | .027 | .177 | .092 | .027 | |
| 8.0 | .185 | .091 | .025 | .182 | .090 | .025 | .177 | .088 | .025 | .171 | .087 | .025 | .166 | .085 | .025 | |
| 9.0 | .174 | .084 | .023 | .171 | .083 | .023 | .166 | .082 | .023 | .161 | .081 | .023 | .156 | .079 | .023 | |
| 10.0 | .163 | .078 | .022 | .161 | .078 | .022 | .156 | .077 | .022 | .152 | .075 | .021 | .148 | .074 | .021 | |

| ρ_{CC} | 80% | | | 70% | | | 50% | | | 30% | | | 10% | | | 0 |
|-------------|-----------------------|------|------|------|------|------|--|------|------|------|------|------|------|------|------|---|
| ρ_w | 50% | 30% | 10% | 50% | 30% | 10% | 50% | 30% | 10% | 50% | 30% | 10% | 50% | 30% | 10% | 0 |
| ρ_{fc} | 20% | | | 20% | | | 20% | | | 20% | | | 20% | | | 0 |
| RCR | RCR:Room Cavity Ratio | | | | | | Ceiling Cavity Exitance Coefficients(CCEC) | | | | | | | | | |
| 0.0 | .190 | .190 | .190 | .163 | .163 | .163 | .111 | .111 | .111 | .064 | .064 | .064 | .020 | .020 | .020 | |
| 1.0 | .180 | .156 | .135 | .154 | .134 | .116 | .105 | .092 | .080 | .061 | .053 | .047 | .019 | .017 | .015 | |
| 2.0 | .172 | .132 | .098 | .147 | .114 | .085 | .101 | .079 | .059 | .058 | .046 | .035 | .019 | .015 | .011 | |
| 3.0 | .164 | .114 | .075 | .141 | .099 | .065 | .097 | .068 | .045 | .056 | .040 | .027 | .018 | .013 | .009 | |
| 4.0 | .157 | .101 | .058 | .134 | .087 | .051 | .092 | .061 | .036 | .053 | .036 | .021 | .017 | .012 | .007 | |
| 5.0 | .149 | .091 | .047 | .128 | .078 | .041 | .088 | .055 | .029 | .051 | .032 | .017 | .016 | .010 | .006 | |
| 6.0 | .142 | .082 | .039 | .122 | .071 | .034 | .084 | .050 | .024 | .049 | .029 | .014 | .016 | .010 | .005 | |
| 7.0 | .135 | .075 | .033 | .116 | .065 | .029 | .080 | .046 | .021 | .047 | .027 | .012 | .015 | .009 | .004 | |
| 8.0 | .129 | .069 | .029 | .111 | .060 | .025 | .077 | .042 | .018 | .045 | .025 | .011 | .014 | .008 | .004 | |
| 9.0 | .123 | .065 | .025 | .106 | .056 | .022 | .073 | .039 | .016 | .043 | .023 | .009 | .014 | .008 | .003 | |
| 10.0 | .117 | .060 | .022 | .101 | .052 | .020 | .070 | .037 | .014 | .041 | .022 | .008 | .013 | .007 | .003 | |

C Range: 0 - 360DEG
 C Interval: 22.5DEG
 Test Speed: HIGH
 Temperature:24.3°C
 Operators:
 Test Date:2024-12-11

γ Range: 0 - 90DEG
 γ Interval: 1.0DEG
 Test System:EVERFINE GO-SPEX500_V1 SYSTEM V2.00.460
 Humidity:65.0%
 Test Distance:3.087m [K=1.0000]
 Remarks:

UGR(Unified Glare Rating) Table

| | | | | | | | | | | |
|---|------------------|------|------|------|-------|----------------|------|------------------|------|------|
| Test:U:119.78V I:0.1065A P:12.551W PF:0.9843 Freq:59.98Hz UTHDi:0.00% ITHDi:0.00% KDisp:0 Lamp Flux:1430.16x1 lm | | | | | | | | | | |
| NAME: RGL-FR-5CCT-6-WH | | | | | TYPE: | | | WEIGHT: | | |
| SPEC.: 3500K | | | | | DIM.: | | | SERIAL No.: | | |
| MFR.: MAGIC LITE | | | | | SUR.: | | | Shielding Angle: | | |
| ceiling/cavity | 0.7 | 0.7 | 0.5 | 0.5 | 0.3 | 0.7 | 0.7 | 0.5 | 0.5 | 0.3 |
| walls | 0.5 | 0.3 | 0.5 | 0.3 | 0.3 | 0.5 | 0.3 | 0.5 | 0.3 | 0.3 |
| working plane | 0.2 | 0.2 | 0.2 | 0.2 | 0.2 | 0.2 | 0.2 | 0.2 | 0.2 | 0.2 |
| Room dimensions | Viewed crosswise | | | | | Viewed endwise | | | | |
| x = 2H y = 2H | 38.2 | 39.7 | 38.4 | 39.9 | 40.1 | 38.3 | 39.8 | 38.5 | 40.0 | 40.2 |
| 3H | 39.6 | 41.0 | 39.9 | 41.3 | 41.5 | 39.8 | 41.2 | 40.1 | 41.4 | 41.6 |
| 4H | 40.2 | 41.5 | 40.5 | 41.8 | 42.0 | 40.4 | 41.7 | 40.7 | 41.9 | 42.2 |
| 6H | 40.5 | 41.7 | 40.8 | 42.0 | 42.3 | 40.8 | 42.0 | 41.1 | 42.3 | 42.6 |
| 8H | 40.6 | 41.8 | 40.9 | 42.0 | 42.3 | 40.9 | 42.1 | 41.2 | 42.4 | 42.7 |
| 12H | 40.5 | 41.7 | 40.9 | 42.0 | 42.3 | 41.0 | 42.1 | 41.3 | 42.4 | 42.7 |
| 4H 2H | 38.8 | 40.1 | 39.1 | 40.4 | 40.6 | 38.8 | 40.2 | 39.2 | 40.4 | 40.7 |
| 3H | 40.4 | 41.6 | 40.8 | 41.9 | 42.2 | 40.5 | 41.7 | 40.9 | 42.0 | 42.3 |
| 4H | 41.1 | 42.2 | 41.5 | 42.5 | 42.8 | 41.3 | 42.3 | 41.6 | 42.7 | 43.0 |
| 6H | 41.5 | 42.5 | 41.9 | 42.8 | 43.2 | 41.8 | 42.8 | 42.2 | 43.1 | 43.5 |
| 8H | 41.6 | 42.5 | 42.0 | 42.9 | 43.2 | 42.0 | 42.9 | 42.4 | 43.2 | 43.6 |
| 12H | 41.6 | 42.4 | 42.1 | 42.8 | 43.2 | 42.1 | 42.9 | 42.5 | 43.3 | 43.7 |
| 8H 4H | 41.3 | 42.2 | 41.8 | 42.6 | 43.0 | 41.5 | 42.4 | 41.9 | 42.8 | 43.1 |
| 6H | 41.9 | 42.6 | 42.3 | 43.0 | 43.5 | 42.2 | 42.9 | 42.6 | 43.3 | 43.7 |
| 8H | 42.1 | 42.7 | 42.5 | 43.1 | 43.6 | 42.4 | 43.1 | 42.9 | 43.5 | 43.9 |
| 12H | 42.1 | 42.7 | 42.6 | 43.1 | 43.6 | 42.6 | 43.1 | 43.1 | 43.6 | 44.1 |
| 12H 4H | 41.4 | 42.2 | 41.8 | 42.5 | 43.0 | 41.5 | 42.3 | 41.9 | 42.7 | 43.1 |
| 6H | 41.9 | 42.6 | 42.4 | 43.0 | 43.5 | 42.2 | 42.9 | 42.7 | 43.3 | 43.7 |
| 8H | 42.1 | 42.7 | 42.6 | 43.1 | 43.6 | 42.5 | 43.0 | 43.0 | 43.5 | 44.0 |
| Variations with the observer position at spacings(CIE Pub.117): | | | | | | | | | | |
| S = 1.0H | + 0.2 / - 0.2 | | | | | + 0.2 / - 0.2 | | | | |
| 1.5H | + 0.2 / - 0.3 | | | | | + 0.2 / - 0.3 | | | | |
| 2.0H | + 0.2 / - 0.3 | | | | | + 0.2 / - 0.3 | | | | |

CIE Pub.117, 1430 lm Total Lamp Luminous Flux Corrected (8log(F/F0) = 1.2)
 Area: 0.000314 m2

C Range: 0 - 360DEG
 C Interval: 22.5DEG
 Test Speed: HIGH
 Temperature:24.3°C
 Operators:
 Test Date:2024-12-11

γ Range: 0 - 90DEG
 γ Interval: 1.0DEG
 Test System:EVERFINE GO-SPEX500_V1 SYSTEM V2.00.460
 Humidity:65.0%
 Test Distance:3.087m [K=1.0000]
 Remarks:

UTILIZATION FACTORS TABLE

| | | |
|---|-------|------------------|
| Test:U:119.78V I:0.1065A P:12.551W PF:0.9843 Freq:59.98Hz UTHDi:0.00% ITHDi:0.00% KDisp:0 Lamp Flux:1430.16x1 lm | | |
| NAME: RGL-FR-5CCT-6-WH | TYPE: | WEIGHT: |
| SPEC.: 3500K | DIM.: | SERIAL No.: |
| MFR.: MAGIC LITE | SUR.: | Shielding Angle: |

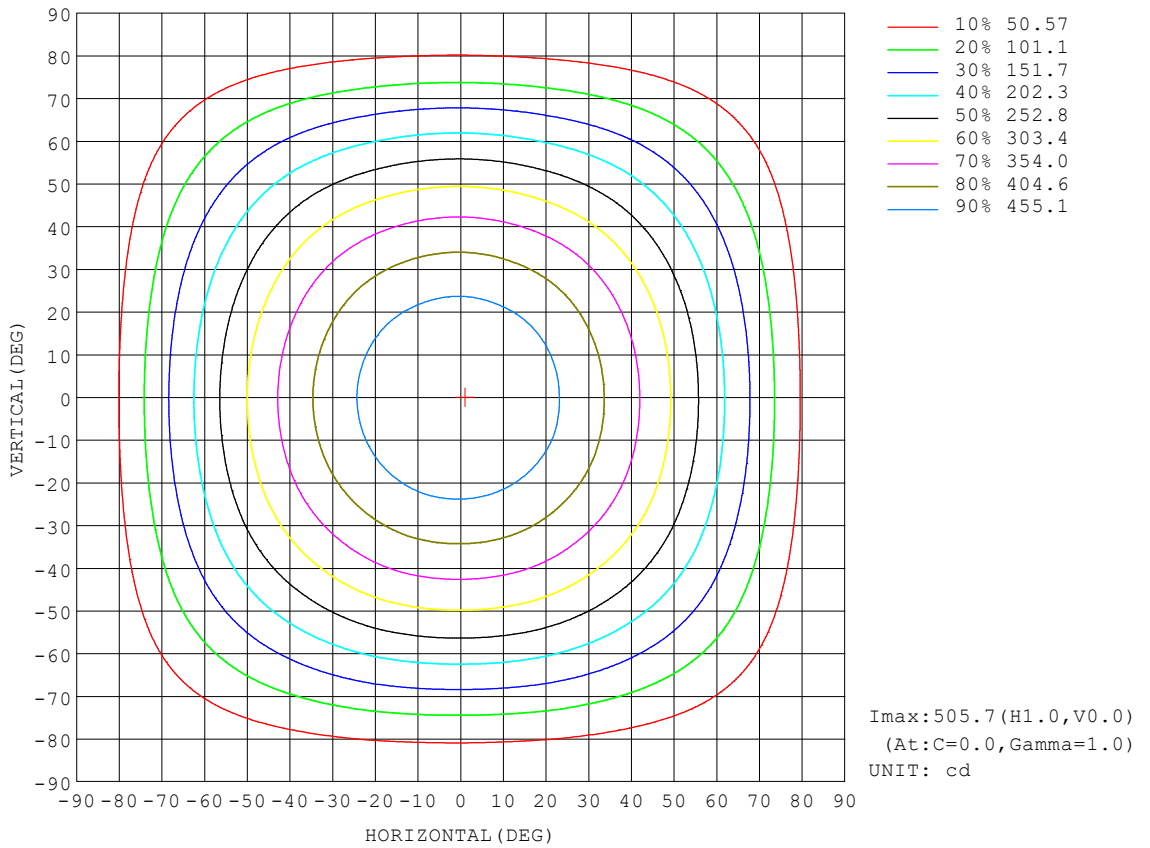
| REFLECTANCE | | | | | | | | | | |
|----------------------------------|--|-----|-----------|-----|-----|-----|---------------|-----|-----|--------|
| Ceiling | 0.8 | 0.8 | 0.8 | 0.7 | 0.7 | 0.7 | 0.5 | 0.5 | 0.5 | 0 |
| Walls | 0.7 | 0.5 | 0.3 | 0.7 | 0.5 | 0.3 | 0.7 | 0.5 | 0.3 | 0 |
| Working plane | 0.2 | 0.2 | 0.2 | 0.2 | 0.2 | 0.2 | 0.2 | 0.2 | 0.2 | 0 |
| ROOM INDEX | UTILIZATION FACTORS (PERCENT) $k(RI) \times RCR = 5$ | | | | | | | | | |
| $k = 0.60$ | 58 | 46 | 39 | 57 | 46 | 39 | 56 | 45 | 39 | 32 |
| 0.80 | 68 | 56 | 49 | 67 | 56 | 49 | 65 | 55 | 48 | 41 |
| 1.00 | 76 | 65 | 58 | 75 | 65 | 58 | 73 | 66 | 57 | 50 |
| 1.25 | 83 | 73 | 66 | 82 | 72 | 65 | 79 | 71 | 65 | 57 |
| 1.50 | 88 | 78 | 72 | 87 | 78 | 71 | 84 | 76 | 70 | 62 |
| 2.00 | 95 | 87 | 80 | 93 | 86 | 80 | 90 | 83 | 78 | 70 |
| 2.50 | 99 | 91 | 85 | 97 | 90 | 85 | 93 | 87 | 83 | 74 |
| 3.00 | 102 | 96 | 90 | 100 | 94 | 89 | 96 | 91 | 87 | 79 |
| 4.00 | 106 | 101 | 96 | 104 | 99 | 95 | 100 | 96 | 92 | 83 |
| 5.00 | 109 | 104 | 100 | 106 | 102 | 99 | 102 | 99 | 95 | 86 |
| ROOM INDEX | UF(total) | | | | | | | | | Direct |
| According to DIN EN 13032-2 2004 | | | Suspended | | | | SHRNOM = 1.25 | | | |

C Range: 0 - 360DEG
 C Interval: 22.5DEG
 Test Speed: HIGH
 Temperature:24.3°C
 Operators:
 Test Date:2024-12-11

γ Range: 0 - 90DEG
 γ Interval: 1.0DEG
 Test System:EVERFINE GO-SPEX500_V1 SYSTEM V2.00.460
 Humidity:65.0%
 Test Distance:3.087m [K=1.0000]
 Remarks:

ISOCANDELA DIAGRAM

| | | |
|---|-------|------------------|
| Test:U:119.78V I:0.1065A P:12.551W PF:0.9843 Freq:59.98Hz UTHDi:0.00% ITHDi:0.00% KDisp:0 Lamp Flux:1430.16x1 lm | | |
| NAME: RGL-FR-5CCT-6-WH | TYPE: | WEIGHT: |
| SPEC.: 3500K | DIM.: | SERIAL No.: |
| MFR.: MAGIC LITE | SUR.: | Shielding Angle: |

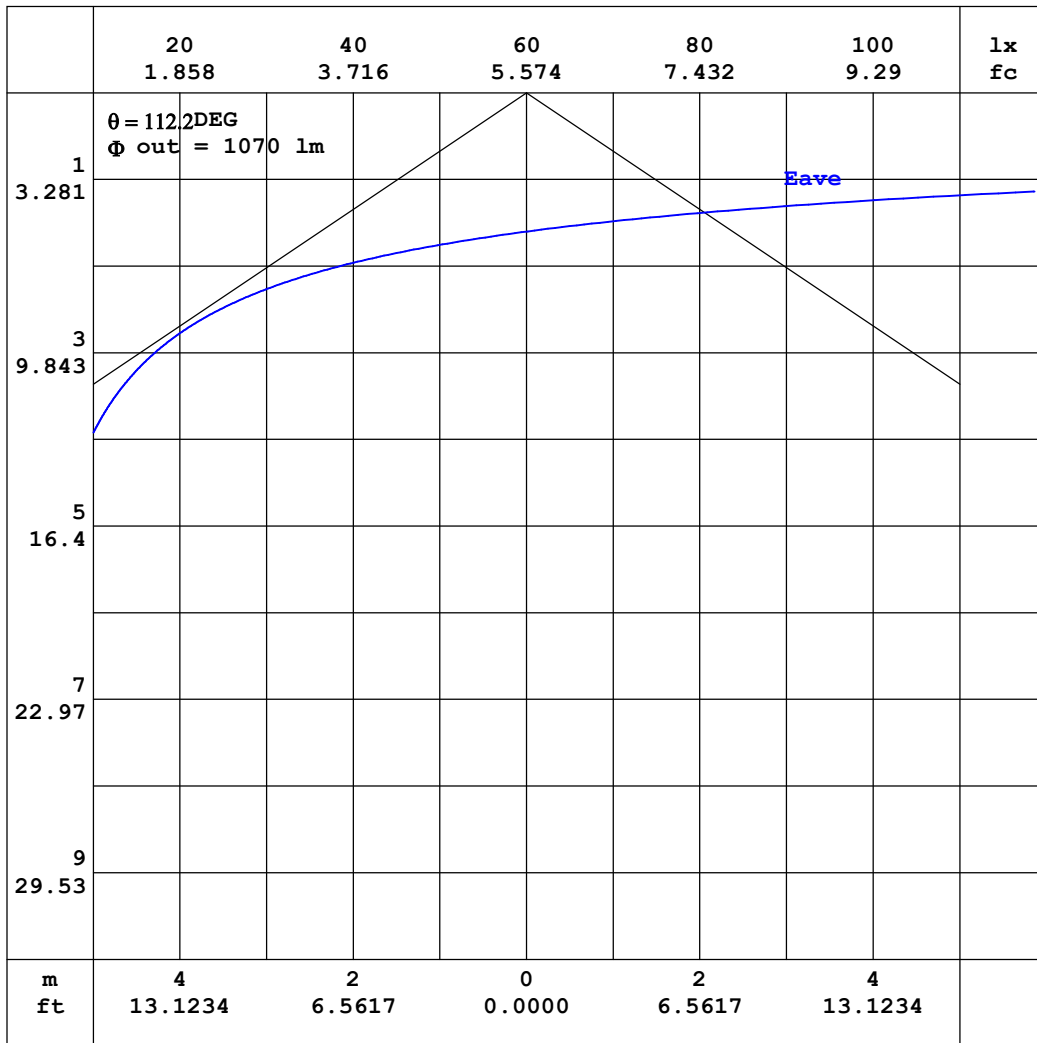


C Range: 0 - 360DEG
 C Interval: 22.5DEG
 Test Speed: HIGH
 Temperature:24.3°C
 Operators:
 Test Date:2024-12-11

γ Range: 0 - 90DEG
 γ Interval: 1.0DEG
 Test System:EVERFINE GO-SPEX500_V1 SYSTEM V2.00.460
 Humidity:65.0%
 Test Distance:3.087m [K=1.0000]
 Remarks:

AAI CURVES

| | | |
|---|-------|------------------|
| Test:U:119.78V I:0.1065A P:12.551W PF:0.9843 Freq:59.98Hz | | |
| UTHDi:0.00% ITHDi:0.00% KDisp:0 Lamp Flux:1430.16x1 lm | | |
| NAME: RGL-FR-5CCT-6-WH | TYPE: | WEIGHT: |
| SPEC.: 3500K | DIM.: | SERIAL No.: |
| MFR.: MAGIC LITE | SUR.: | Shielding Angle: |



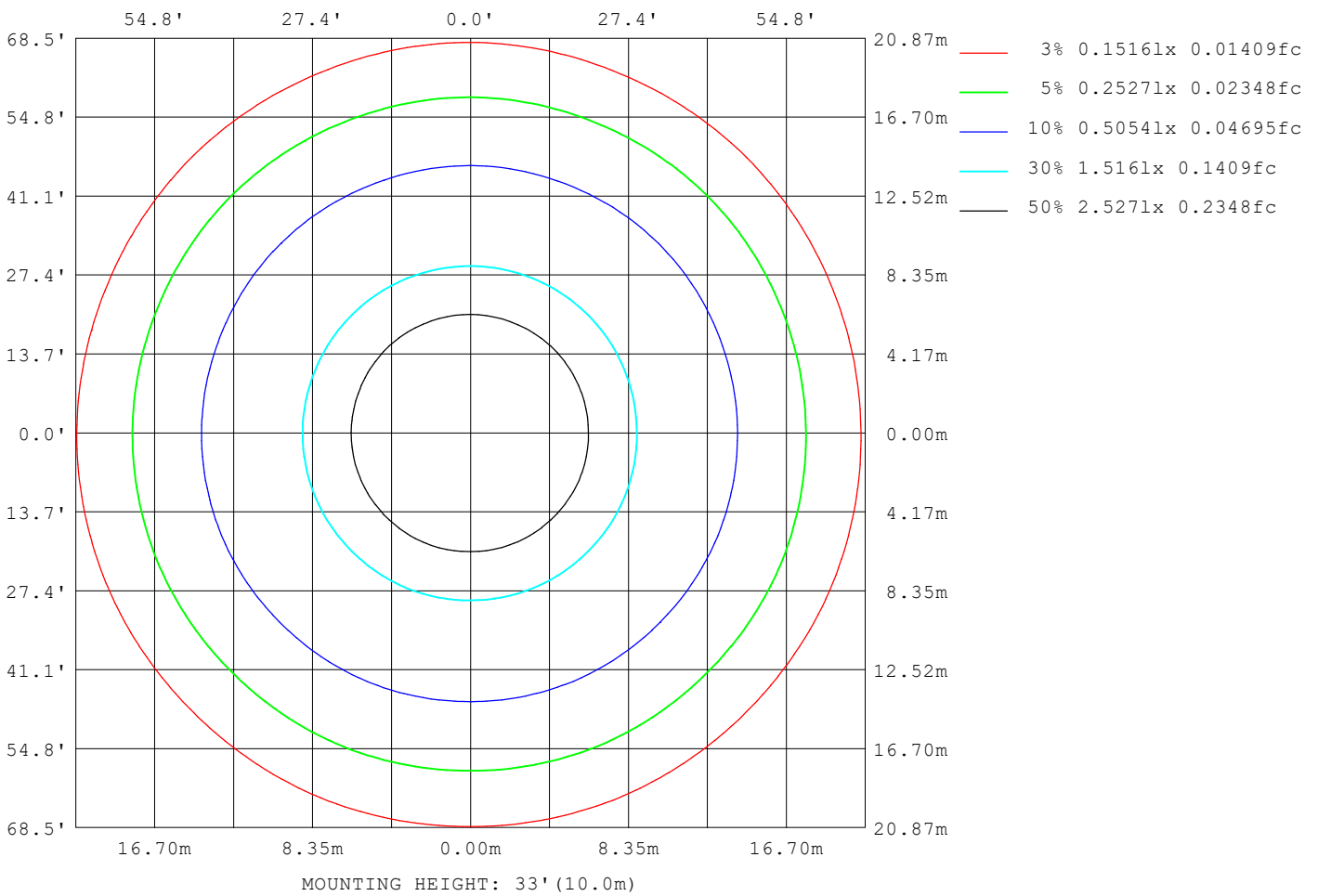
Note: The Curves indicate the illuminated area and the average illumination when the luminaire is at different distance.

C Range: 0 - 360DEG
 C Interval: 22.5DEG
 Test Speed: HIGH
 Temperature: 24.3°C
 Operators:
 Test Date: 2024-12-11

γ Range: 0 - 90DEG
 γ Interval: 1.0DEG
 Test System: EVERFINE GO-SPEX500_V1 SYSTEM V2.00.460
 Humidity: 65.0%
 Test Distance: 3.087m [K=1.0000]
 Remarks:

ISOLUX DIAGRAM

| | | |
|---|-------|------------------|
| Test:U:119.78V I:0.1065A P:12.551W PF:0.9843 Freq:59.98Hz UTHDi:0.00% ITHDi:0.00% KDisp:0 Lamp Flux:1430.16x1 lm | | |
| NAME: RGL-FR-5CCT-6-WH | TYPE: | WEIGHT: |
| SPEC.: 3500K | DIM.: | SERIAL No.: |
| MFR.: MAGIC LITE | SUR.: | Shielding Angle: |



C Range: 0 - 360DEG
 C Interval: 22.5DEG
 Test Speed: HIGH
 Temperature:24.3°C
 Operators:
 Test Date:2024-12-11

γ Range: 0 - 90DEG
 γ Interval: 1.0DEG
 Test System:EVERFINE GO-SPEX500_V1 SYSTEM V2.00.460
 Humidity:65.0%
 Test Distance:3.087m [K=1.0000]
 Remarks:

LED Avg.L Report

| | | |
|---|-------|------------------|
| Test:U:119.78V I:0.1065A P:12.551W PF:0.9843 Freq:59.98Hz UTHDi:0.00% ITHDi:0.00% KDisp:0 Lamp Flux:1430.16x1 lm | | |
| NAME: RGL-FR-5CCT-6-WH | TYPE: | WEIGHT: |
| SPEC.: 3500K | DIM.: | SERIAL No.: |
| MFR.: MAGIC LITE | SUR.: | Shielding Angle: |

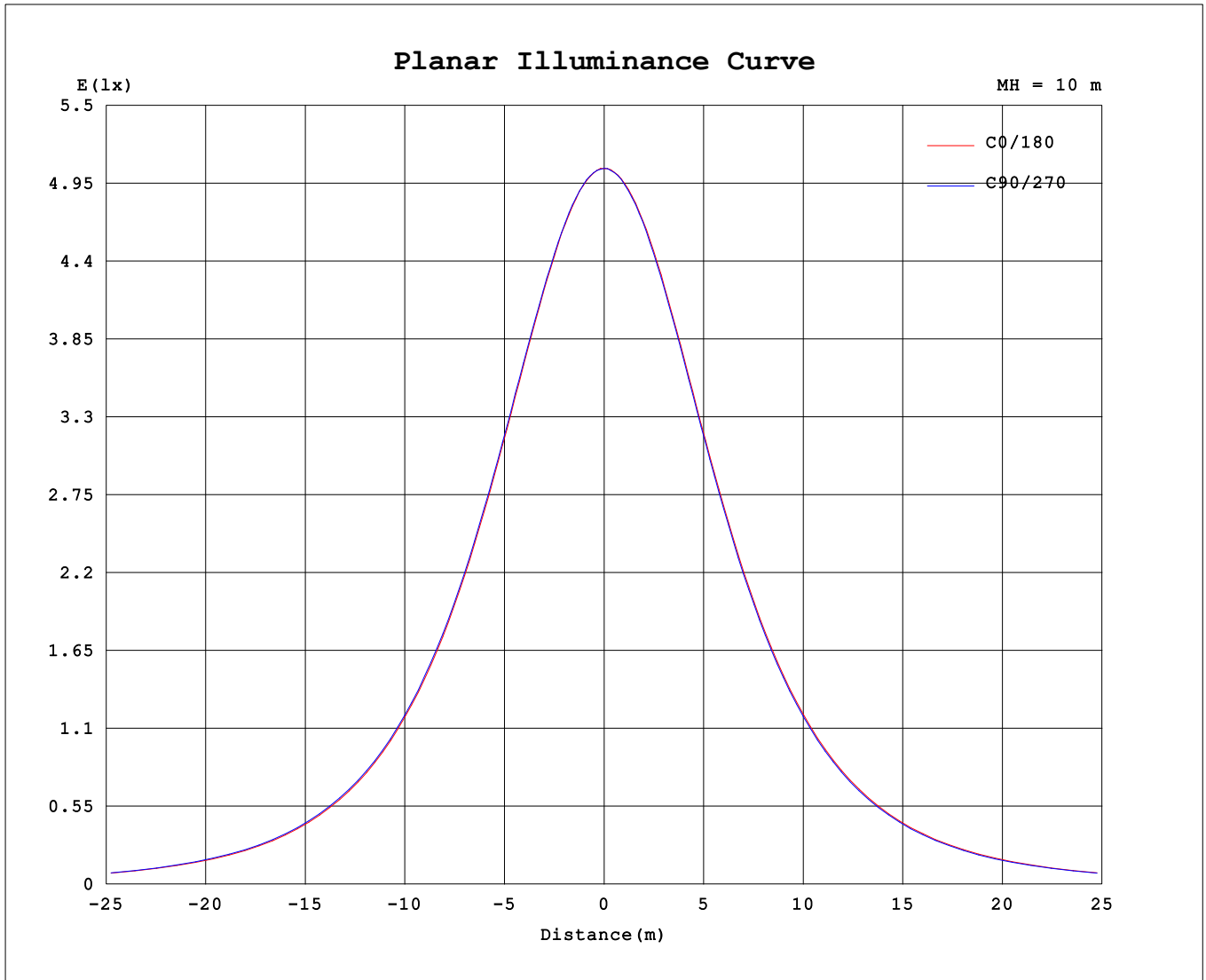
| AvgL | cd/m2 |
|------------------|---------|
| L_0~180 (65) av | 1342519 |
| L_0~180 (75) av | 1120091 |
| L_0~180 (85) av | 395675 |
| L_90~270 (65) av | 1344062 |
| L_90~270 (75) av | 1153298 |
| L_90~270 (85) av | 734781 |
| L_45 (65) av | 1342568 |
| L_45 (75) av | 1143335 |
| L_45 (85) av | 555495 |

Standard: GB/T 29293-2012

C Range: 0 - 360DEG
 C Interval: 22.5DEG
 Test Speed: HIGH
 Temperature:24.3℃
 Operators:
 Test Date:2024-12-11

γ Range: 0 - 90DEG
 γ Interval: 1.0DEG
 Test System:EVERFINE GO-SPEX500_V1 SYSTEM V2.00.460
 Humidity:65.0%
 Test Distance:3.087m [K=1.0000]
 Remarks:

Planar Illuminance Curve



C Range: 0 - 360DEG
C Interval: 22.5DEG
Test Speed: HIGH
Temperature: 24.3 °C
Operators:
Test Date: 2024-12-11

γ Range: 0 - 90DEG
γ Interval: 1.0DEG
Test System: EVERFINE GO-SPEX500_V1 SYSTEM V2.00.460
Humidity: 65.0%
Test Distance: 3.087m [K=1.0000]
Remarks:

