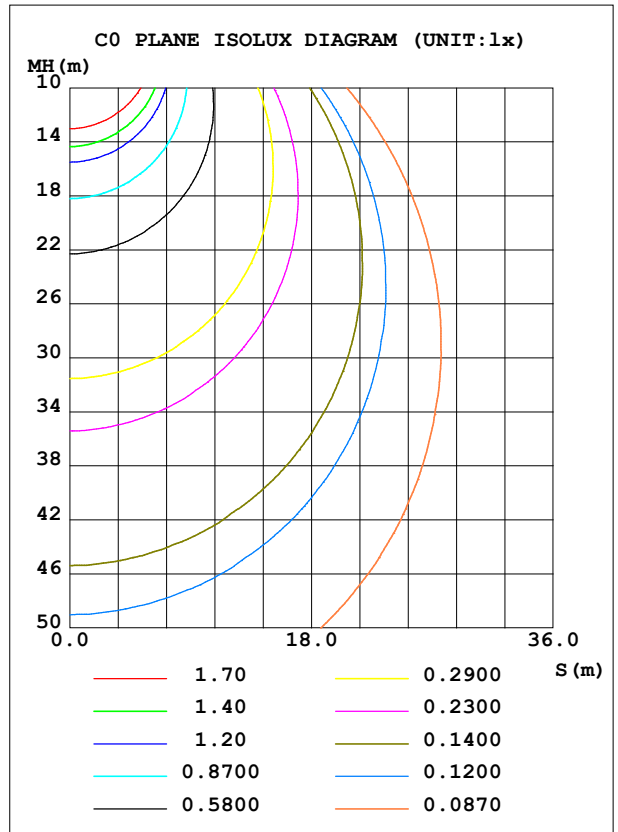
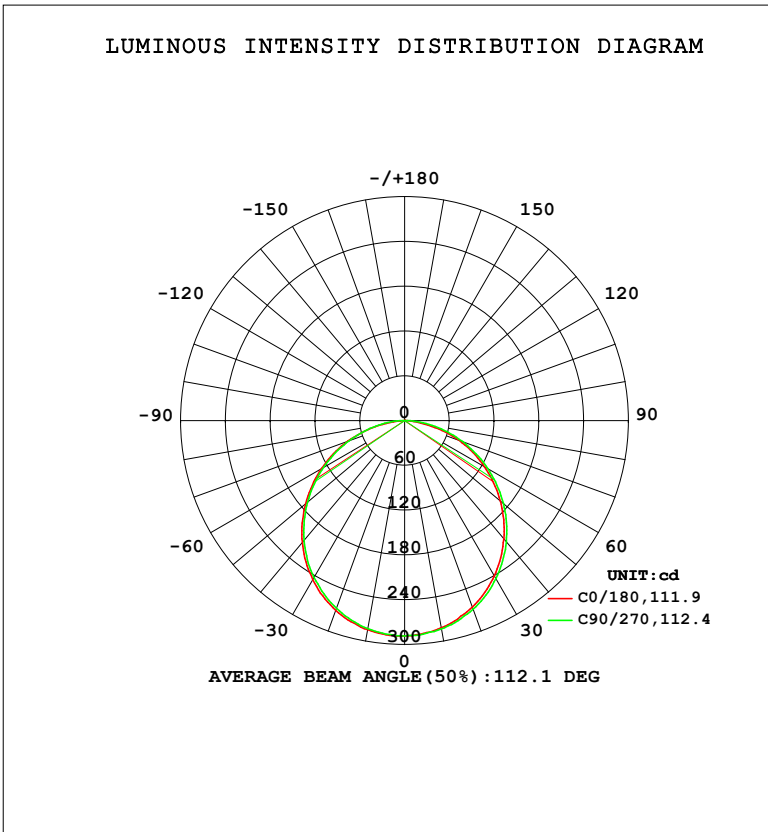


LUMINAIRE PHOTOMETRIC TEST REPORT

Test:U:119.72V I:0.0931A P:10.923W PF:0.9802 Freq:59.98Hz		
UTHDi:0.00% ITHDi:0.00% KDisp:0 Lamp Flux:821.767x1 lm		
NAME: DL-FR-5CCT-4-WH	TYPE:	WEIGHT:
SPEC.: 4000K 90	DIM.:	SERIAL No.:
MFR.: MAGICLITE	SUR.:	Shielding Angle:

DATA OF LAMP		PHOTOMETRIC DATA			
MODEL	DL-FR-5CCT-4-WH	Imax (cd)	289.0	S/MH (C0/180)	1.27
NOMINAL POWER (W)	12	LOR (%)	100.0	S/MH (C90/270)	1.25
RATED VOLTAGE (V)	120	TOTAL FLUX (lm)	821.77	η UP, DN (C0-180)	0.0, 50.3
NOMINAL FLUX (lm)	821.767	CIE CLASS	DIRECT	η UP, DN (C180-360)	0.0, 49.7
LAMPS INSIDE	1	η up (%)	0.0	CIBSE SHR NOM	1.25
TEST VOLTAGE (V)	120	η down (%)	100.0	CIBSE SHR MAX	1.35



C Range: 0 - 360DEG
 C Interval: 22.5DEG
 Test Speed: HIGH
 Temperature: 24.3 °C
 Operators:
 Test Date: 2024-01-24

γ Range: 0 - 90DEG
 γ Interval: 1.0DEG
 Test System: EVERFINE GO-SPEX500_V1 SYSTEM V2.00.460
 Humidity: 65.0%
 Test Distance: 3.080m [K=1.0000]
 Remarks:

ZONAL FLUX DIAGRAM

ZONAL FLUX DIAGRAM:

γ	C0	C45	C90	C135	C180	C225	C270	C315	γ	Φ zone	Φ total	%lum, lamp
10	281.8	283.1	283.7	284.1	284.5	284.1	282.9	281.8	0- 10	27.29	27.29	3.32,3.32
20	265.7	267.6	268.7	269.7	270.6	268.4	267.6	266.2	10- 20	78.16	105.4	12.8,12.8
30	240.5	242.7	244.9	245.9	246.4	244.0	243.0	241.2	20- 30	118.4	223.8	27.2,27.2
40	207.1	210.0	212.3	213.2	213.3	210.9	209.6	208.0	30- 40	142.6	366.5	44.6,44.6
50	167.4	170.7	172.9	173.3	173.1	171.0	169.6	167.9	40- 50	147.6	514.0	62.6,62.6
60	123.5	127.0	128.8	128.7	128.6	126.2	125.4	123.8	50- 60	133.2	647.3	78.8,78.8
70	77.60	81.38	82.57	82.51	81.34	79.64	79.09	77.89	60- 70	102.4	749.7	91.2,91.2
80	27.34	32.62	37.59	34.34	30.40	31.52	35.02	30.62	70- 80	59.44	809.1	98.5,98.5
90	0.3480	0.3710	0.4006	0.3710	0.2186	0.2341	0.2764	0.2465	80- 90	12.65	821.8	100,100
100									90-100			
110									100-110			
120									110-120			
130									120-130			
140									130-140			
150									140-150			
160									150-160			
170									160-170			
180									170-180			
DEG	LUMINOUS INTENSITY:cd									UNIT:lm		

Conical surface Flux(90deg): 440.86 lm

%lum = 53.6%

%lamp = 53.6%

Conical surface Flux(130deg): 703.14 lm

%lum = 85.6%

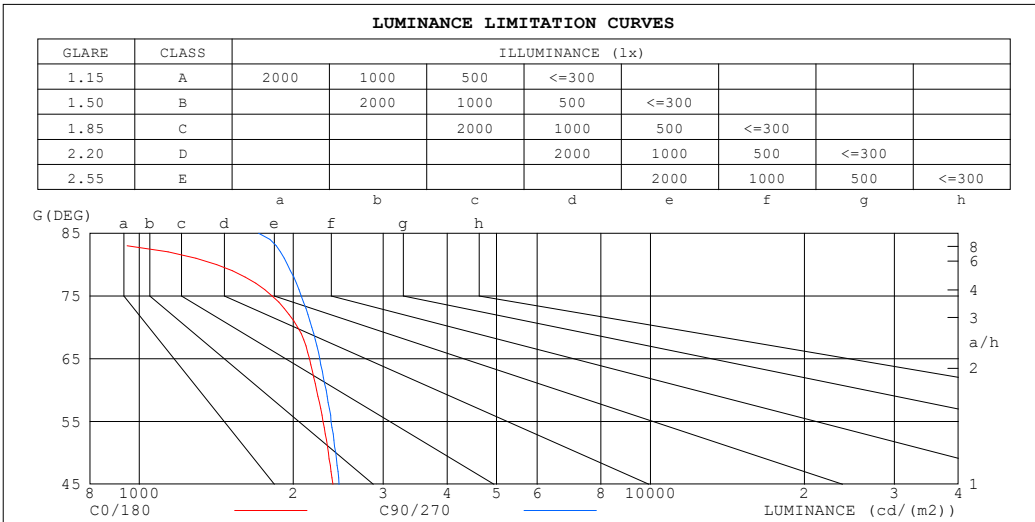
%lamp = 85.6%

C Range: 0 - 360DEG
 C Interval: 22.5DEG
 Test Speed: HIGH
 Temperature:24.3°C
 Operators:
 Test Date:2024-01-24

γ Range: 0 - 90DEG
 γ Interval: 1.0DEG
 Test System:EVERFINE GO-SPEX500_V1 SYSTEM V2.00.460
 Humidity:65.0%
 Test Distance:3.080m [K=1.0000]
 Remarks:

LUMINANCE LIMITATION CURVES

Test:U:119.72V I:0.0931A P:10.923W PF:0.9802 Freq:59.98Hz UTHDi:0.00% ITHDi:0.00% KDisp:0 Lamp Flux:821.767x1 lm		
NAME: DL-FR-5CCT-4-WH	TYPE:	WEIGHT:
SPEC.: 4000K 90	DIM.:	SERIAL No.:
MFR.: MAGICLITE	SUR.:	Shielding Angle:



LUMINANCE cd/(m2)		
G (DEG)	C0/180	C90/270
85	386	1712
80	1416	1949
75	1818	2074
70	2041	2174
65	2151	2254
60	2222	2319
55	2288	2370
50	2343	2422
45	2391	2460

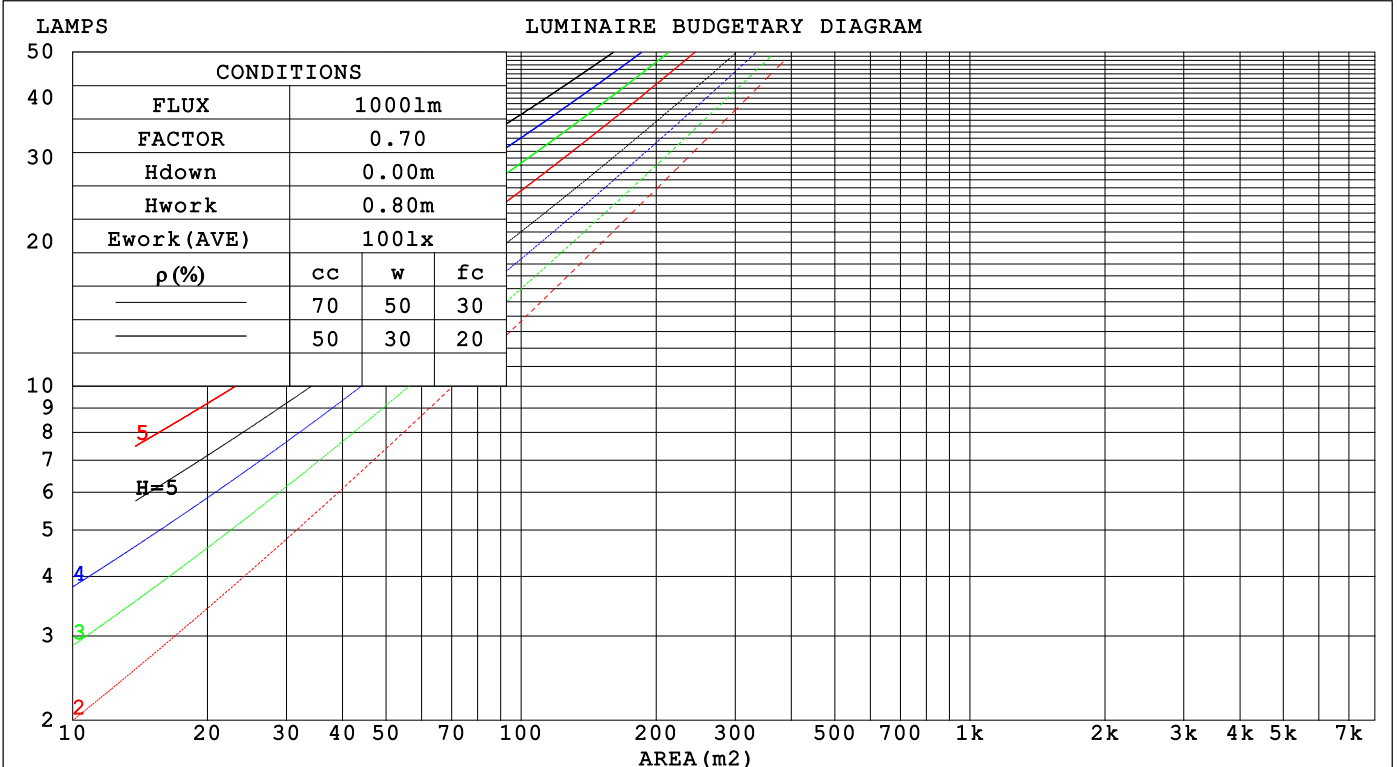
C Range: 0 - 360DEG
 C Interval: 22.5DEG
 Test Speed: HIGH
 Temperature: 24.3°C
 Operators:
 Test Date: 2024-01-24

γ Range: 0 - 90DEG
 γ Interval: 1.0DEG
 Test System: EVERFINE GO-SPEX500_V1 SYSTEM V2.00.460
 Humidity: 65.0%
 Test Distance: 3.080m [K=1.0000]
 Remarks:

CU AND LUMINAIRE BUDGETARY ESTIMATE DIAGRAM

Test:U:119.72V I:0.0931A P:10.923W PF:0.9802 Freq:59.98Hz		
UTHdi:0.00% ITHdi:0.00% KDisp:0 Lamp Flux:821.767x1 lm		
NAME: DL-FR-5CCT-4-WH	TYPE:	WEIGHT:
SPEC.: 4000K 90	DIM.:	SERIAL No.:
MFR.: MAGICLITE	SUR.:	Shielding Angle:

pcc	80%			70%			50%			30%			10%			0
pw	50%	30%	10%	50%	30%	10%	50%	30%	10%	50%	30%	10%	50%	30%	10%	0
pfc	20%			20%			20%			20%			20%			0
RCR	RCR:Room Cavity Ratio															
	Coefficients of Utilization(CU)															
0.0	1.19	1.19	1.19	1.16	1.16	1.16	1.11	1.11	1.11	1.06	1.06	1.06	1.02	1.02	1.02	1.00
1.0	1.04	.00	.96	1.02	.98	.94	.97	.94	.91	.94	.91	.88	.90	.88	.86	.84
2.0	.91	.84	.78	.89	.82	.77	.85	.80	.75	.82	.77	.73	.79	.75	.72	.70
3.0	.79	.71	.65	.78	.70	.64	.75	.68	.63	.72	.66	.62	.69	.65	.61	.58
4.0	.70	.61	.55	.69	.61	.54	.66	.59	.54	.64	.58	.53	.62	.56	.52	.50
5.0	.63	.54	.47	.62	.53	.47	.59	.52	.46	.57	.51	.46	.56	.50	.45	.43
6.0	.56	.47	.41	.55	.47	.41	.54	.46	.40	.52	.45	.40	.50	.44	.40	.38
7.0	.51	.42	.36	.50	.42	.36	.49	.41	.36	.47	.41	.35	.46	.40	.35	.33
8.0	.47	.38	.32	.46	.38	.32	.45	.37	.32	.43	.37	.32	.42	.36	.32	.30
9.0	.43	.35	.29	.42	.34	.29	.41	.34	.29	.40	.33	.29	.39	.33	.28	.27
10.0	.40	.32	.26	.39	.31	.26	.38	.31	.26	.37	.31	.26	.36	.30	.26	.24



C Range: 0 - 360DEG
 C Interval: 22.5DEG
 Test Speed: HIGH
 Temperature:24.3°C
 Operators:
 Test Date:2024-01-24

γ Range: 0 - 90DEG
 γ Interval: 1.0DEG
 Test System:EVERFINE GO-SPEX500_V1 SYSTEM V2.00.460
 Humidity:65.0%
 Test Distance:3.080m [K=1.0000]
 Remarks:

WEC AND CCEC

Test:U:119.72V I:0.0931A P:10.923W PF:0.9802 Freq:59.98Hz		
UTHDi:0.00% ITHDi:0.00% KDisp:0 Lamp Flux:821.767x1 lm		
NAME: DL-FR-5CCT-4-WH	TYPE:	WEIGHT:
SPEC.: 4000K 90	DIM.:	SERIAL No.:
MFR.: MAGICLITE	SUR.:	Shielding Angle:

ρ_{CC}	80%			70%			50%			30%			10%			0
ρ_w	50%	30%	10%	50%	30%	10%	50%	30%	10%	50%	30%	10%	50%	30%	10%	0
ρ_{fc}	20%			20%			20%			20%			20%			0
RCR	RCR:Room Cavity Ratio						Wall Exitance Coefficients(WEC)									
0.0																
1.0	.308	.175	.055	.301	.171	.054	.287	.165	.053	.275	.159	.051	.264	.153	.049	
2.0	.291	.160	.049	.285	.157	.048	.273	.152	.047	.262	.147	.046	.252	.143	.045	
3.0	.270	.144	.043	.264	.142	.043	.254	.138	.042	.244	.134	.041	.236	.130	.040	
4.0	.249	.129	.038	.244	.128	.038	.235	.125	.037	.227	.122	.037	.219	.119	.036	
5.0	.230	.117	.034	.226	.116	.034	.218	.113	.033	.210	.111	.033	.203	.109	.033	
6.0	.214	.107	.031	.210	.106	.031	.203	.104	.030	.196	.102	.030	.189	.100	.030	
7.0	.199	.098	.028	.195	.097	.028	.189	.096	.028	.183	.094	.027	.177	.092	.027	
8.0	.186	.091	.026	.183	.090	.025	.177	.088	.025	.171	.087	.025	.166	.085	.025	
9.0	.174	.084	.024	.171	.084	.023	.166	.082	.023	.161	.081	.023	.157	.080	.023	
10.0	.164	.078	.022	.161	.078	.022	.157	.077	.022	.152	.076	.021	.148	.074	.021	

ρ_{CC}	80%			70%			50%			30%			10%			0
ρ_w	50%	30%	10%	50%	30%	10%	50%	30%	10%	50%	30%	10%	50%	30%	10%	0
ρ_{fc}	20%			20%			20%			20%			20%			0
RCR	RCR:Room Cavity Ratio						Ceiling Cavity Exitance Coefficients(CCEC)									
0.0	.190	.190	.190	.163	.163	.163	.111	.111	.111	.064	.064	.064	.020	.020	.020	
1.0	.180	.156	.135	.154	.134	.116	.105	.092	.080	.061	.053	.047	.019	.017	.015	
2.0	.172	.132	.098	.147	.114	.085	.101	.079	.059	.058	.046	.035	.019	.015	.011	
3.0	.164	.114	.074	.141	.099	.064	.097	.068	.045	.056	.040	.027	.018	.013	.009	
4.0	.157	.101	.058	.135	.087	.051	.093	.061	.036	.054	.036	.021	.017	.012	.007	
5.0	.149	.091	.047	.128	.078	.041	.088	.055	.029	.051	.032	.017	.017	.010	.006	
6.0	.142	.082	.039	.122	.071	.034	.084	.050	.024	.049	.029	.014	.016	.010	.005	
7.0	.135	.075	.033	.117	.065	.029	.080	.046	.020	.047	.027	.012	.015	.009	.004	
8.0	.129	.070	.029	.111	.060	.025	.077	.042	.018	.045	.025	.011	.014	.008	.004	
9.0	.123	.065	.025	.106	.056	.022	.073	.039	.016	.043	.023	.009	.014	.008	.003	
10.0	.117	.060	.022	.101	.052	.020	.070	.037	.014	.041	.022	.008	.013	.007	.003	

C Range: 0 - 360DEG
 C Interval: 22.5DEG
 Test Speed: HIGH
 Temperature:24.3°C
 Operators:
 Test Date:2024-01-24

γ Range: 0 - 90DEG
 γ Interval: 1.0DEG
 Test System:EVERFINE GO-SPEX500_V1 SYSTEM V2.00.460
 Humidity:65.0%
 Test Distance:3.080m [K=1.0000]
 Remarks:

UGR(Unified Glare Rating) Table

Test:U:119.72V I:0.0931A P:10.923W PF:0.9802 Freq:59.98Hz UTHDi:0.00% ITHDi:0.00% KDisp:0 Lamp Flux:821.767x1 lm		
NAME: DL-FR-5CCT-4-WH	TYPE:	WEIGHT:
SPEC.: 4000K 90	DIM.:	SERIAL No.:
MFR.: MAGICLITE	SUR.:	Shielding Angle:

ceiling/cavity	0.7	0.7	0.5	0.5	0.3	0.7	0.7	0.5	0.5	0.3
walls	0.5	0.3	0.5	0.3	0.3	0.5	0.3	0.5	0.3	0.3
working plane	0.2	0.2	0.2	0.2	0.2	0.2	0.2	0.2	0.2	0.2

Room dimensions	Viewed crosswise					Viewed endwise				
x = 2H y = 2H	16.5	18.0	16.7	18.2	18.4	16.6	18.1	16.9	18.3	18.6
3H	18.0	19.4	18.3	19.6	19.9	18.2	19.6	18.5	19.9	20.1
4H	18.6	19.9	18.9	20.2	20.4	18.9	20.2	19.2	20.5	20.7
6H	18.9	20.2	19.2	20.4	20.7	19.4	20.7	19.7	20.9	21.2
8H	19.0	20.2	19.3	20.5	20.7	19.6	20.8	19.9	21.1	21.4
12H	18.9	20.1	19.3	20.4	20.7	19.7	20.8	20.0	21.1	21.4
4H 2H	17.1	18.4	17.4	18.7	18.9	17.2	18.6	17.5	18.8	19.1
3H	18.8	20.0	19.2	20.3	20.6	19.0	20.2	19.4	20.5	20.8
4H	19.5	20.6	19.9	20.9	21.2	19.8	20.9	20.2	21.2	21.6
6H	20.0	20.9	20.4	21.3	21.6	20.5	21.4	20.9	21.8	22.1
8H	20.1	20.9	20.5	21.3	21.7	20.7	21.6	21.1	21.9	22.3
12H	20.1	20.9	20.5	21.3	21.7	20.8	21.7	21.3	22.0	22.4
8H 4H	19.8	20.7	20.2	21.1	21.5	20.1	21.0	20.5	21.3	21.7
6H	20.4	21.1	20.8	21.5	22.0	20.9	21.6	21.3	22.0	22.4
8H	20.5	21.2	21.0	21.6	22.1	21.2	21.8	21.6	22.3	22.7
12H	20.6	21.1	21.0	21.6	22.0	21.4	22.0	21.9	22.4	22.9
12H 4H	19.8	20.6	20.3	21.0	21.4	20.1	20.9	20.5	21.3	21.7
6H	20.4	21.1	20.9	21.5	22.0	20.9	21.6	21.4	22.0	22.4
8H	20.6	21.2	21.1	21.6	22.1	21.2	21.8	21.7	22.3	22.7

Variations with the observer position at spacings(CIE Pub.117):		
S = 1.0H	+ 0.2 / - 0.2	+ 0.1 / - 0.2
1.5H	+ 0.2 / - 0.3	+ 0.2 / - 0.3
2.0H	+ 0.2 / - 0.3	+ 0.1 / - 0.3

CIE Pub.117, 821.8 lm Total Lamp Luminous Flux Correct (8log(F/F0) = -0.7)
 Area: 0.111111 m2

C Range: 0 - 360DEG
 C Interval: 22.5DEG
 Test Speed: HIGH
 Temperature:24.3°C
 Operators:
 Test Date:2024-01-24

γ Range: 0 - 90DEG
 γ Interval: 1.0DEG
 Test System:EVERFINE GO-SPEX500_V1 SYSTEM V2.00.460
 Humidity:65.0%
 Test Distance:3.080m [K=1.0000]
 Remarks:

UTILIZATION FACTORS TABLE

Test:U:119.72V I:0.0931A P:10.923W PF:0.9802 Freq:59.98Hz UTHDi:0.00% ITHDi:0.00% KDisp:0 Lamp Flux:821.767x1 lm		
NAME: DL-FR-5CCT-4-WH	TYPE:	WEIGHT:
SPEC.: 4000K 90	DIM.:	SERIAL No.:
MFR.: MAGICLITE	SUR.:	Shielding Angle:

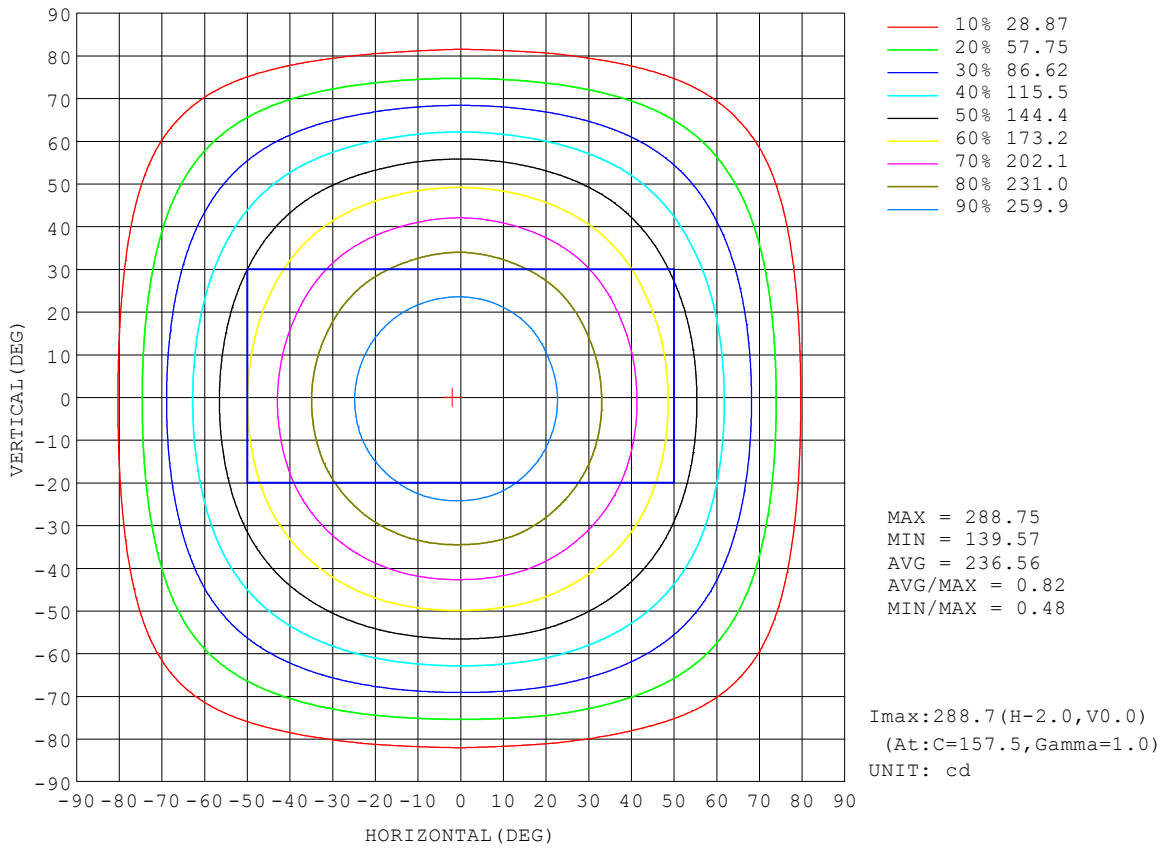
REFLECTANCE										
Ceiling	0.8	0.8	0.8	0.7	0.7	0.7	0.5	0.5	0.5	0
Walls	0.7	0.5	0.3	0.7	0.5	0.3	0.7	0.5	0.3	0
Working plane	0.2	0.2	0.2	0.2	0.2	0.2	0.2	0.2	0.2	0
ROOM INDEX	UTILIZATION FACTORS (PERCENT) $k(RI) \times RCR = 5$									
$k = 0.60$	58	46	39	57	46	39	56	45	39	32
0.80	68	56	49	67	55	48	65	55	48	41
1.00	76	65	58	75	64	57	73	66	57	50
1.25	83	73	65	82	72	65	79	70	64	57
1.50	88	78	71	86	77	71	83	76	70	62
2.00	95	86	80	93	85	79	90	83	78	70
2.50	99	91	85	97	90	84	93	87	82	74
3.00	102	95	90	100	94	89	96	91	87	78
4.00	106	101	96	104	99	95	100	96	92	83
5.00	109	104	100	106	102	98	102	98	95	86
ROOM INDEX	UF(total)									Direct
According to DIN EN 13032-2 2004			Suspended				SHRNOM = 1.25			

C Range: 0 - 360DEG
 C Interval: 22.5DEG
 Test Speed: HIGH
 Temperature: 24.3 °C
 Operators:
 Test Date: 2024-01-24

γ Range: 0 - 90DEG
 γ Interval: 1.0DEG
 Test System: EVERFINE GO-SPEX500_V1 SYSTEM V2.00.460
 Humidity: 65.0%
 Test Distance: 3.080m [K=1.0000]
 Remarks:

ISOCANDELA DIAGRAM

Test:U:119.72V I:0.0931A P:10.923W PF:0.9802 Freq:59.98Hz UTHDi:0.00% ITHDi:0.00% KDisp:0 Lamp Flux:821.767x1 lm		
NAME: DL-FR-5CCT-4-WH	TYPE:	WEIGHT:
SPEC.: 4000K 90	DIM.:	SERIAL No.:
MFR.: MAGICLITE	SUR.:	Shielding Angle:




C Range: 0 - 360DEG
 C Interval: 22.5DEG
 Test Speed: HIGH
 Temperature:24.3°C
 Operators:
 Test Date:2024-01-24

γ Range: 0 - 90DEG
 γ Interval: 1.0DEG
 Test System:EVERFINE GO-SPEX500_V1 SYSTEM V2.00.460
 Humidity:65.0%
 Test Distance:3.080m [K=1.0000]
 Remarks:

AAI Figure

Test:U:119.72V I:0.0931A P:10.923W PF:0.9802 Freq:59.98Hz UTHDi:0.00% ITHDi:0.00% KDisp:0 Lamp Flux:821.767x1 lm		
NAME: DL-FR-5CCT-4-WH	TYPE:	WEIGHT:
SPEC.: 4000K 90	DIM.:	SERIAL No.:
MFR.: MAGICLITE	SUR.:	Shielding Angle:

Flux out:596.8 lm



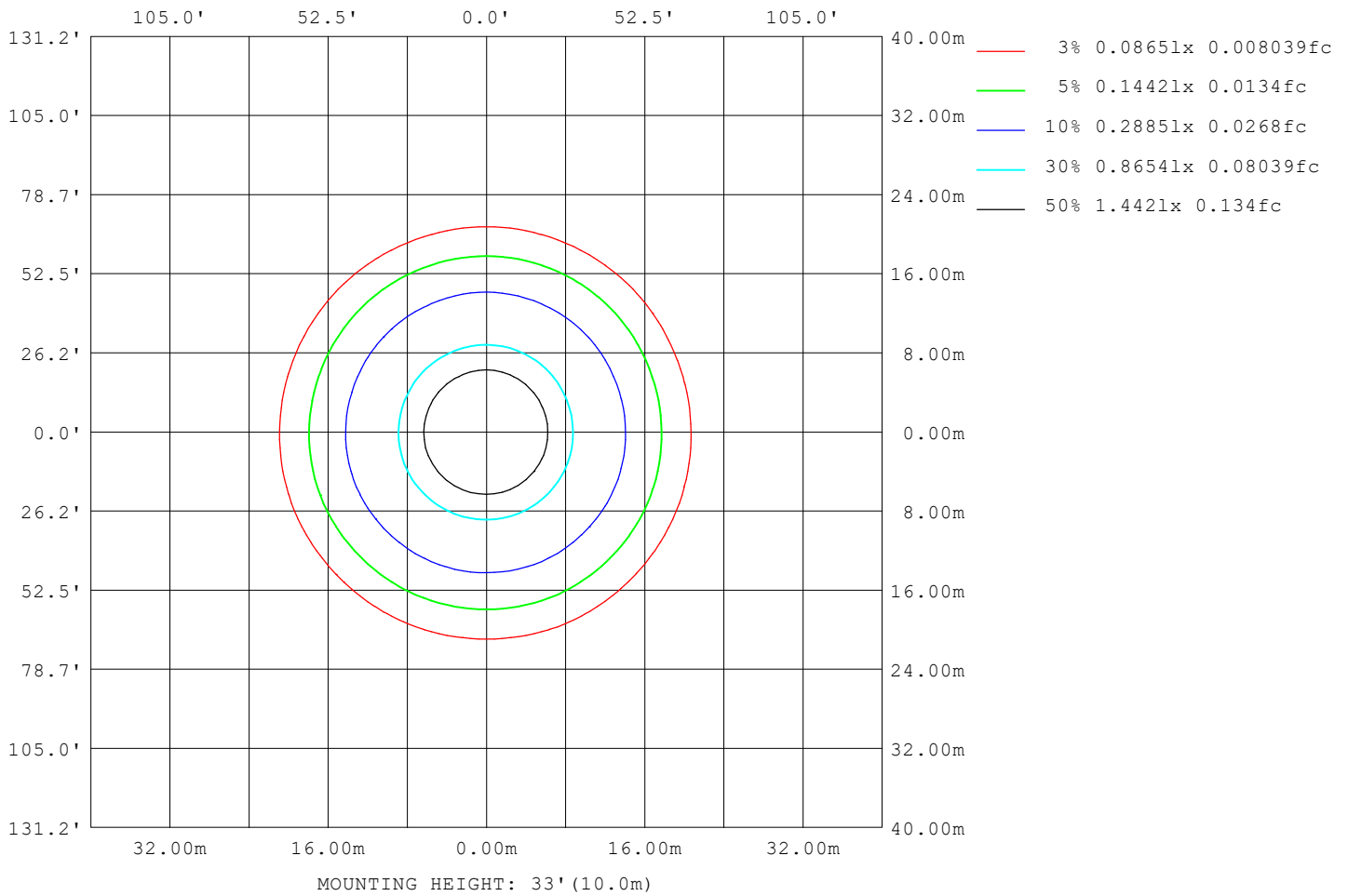
Note: The Curves indicate the illuminated area and the average illumination when the luminaire is at different distance.

C Range: 0 - 360DEG
 C Interval: 22.5DEG
 Test Speed: HIGH
 Temperature: 24.3°C
 Operators:
 Test Date: 2024-01-24

γ Range: 0 - 90DEG
 γ Interval: 1.0DEG
 Test System: EVERFINE GO-SPEX500_V1 SYSTEM V2.00.460
 Humidity: 65.0%
 Test Distance: 3.080m [K=1.0000]
 Remarks:

ISOLUX DIAGRAM

Test:U:119.72V I:0.0931A P:10.923W PF:0.9802 Freq:59.98Hz UTHDi:0.00% ITHDi:0.00% KDisp:0 Lamp Flux:821.767x1 lm		
NAME: DL-FR-5CCT-4-WH	TYPE:	WEIGHT:
SPEC.: 4000K 90	DIM.:	SERIAL No.:
MFR.: MAGICLITE	SUR.:	Shielding Angle:



C Range: 0 - 360DEG
 C Interval: 22.5DEG
 Test Speed: HIGH
 Temperature:24.3°C
 Operators:
 Test Date:2024-01-24

γ Range: 0 - 90DEG
 γ Interval: 1.0DEG
 Test System:EVERFINE GO-SPEX500_V1 SYSTEM V2.00.460
 Humidity:65.0%
 Test Distance:3.080m [K=1.0000]
 Remarks:

LED Avg.L Report

Test:U:119.72V I:0.0931A P:10.923W PF:0.9802 Freq:59.98Hz UTHDi:0.00% ITHDi:0.00% KDisp:0 Lamp Flux:821.767x1 lm		
NAME: DL-FR-5CCT-4-WH	TYPE:	WEIGHT:
SPEC.: 4000K 90	DIM.:	SERIAL No.:
MFR.: MAGICLITE	SUR.:	Shielding Angle:

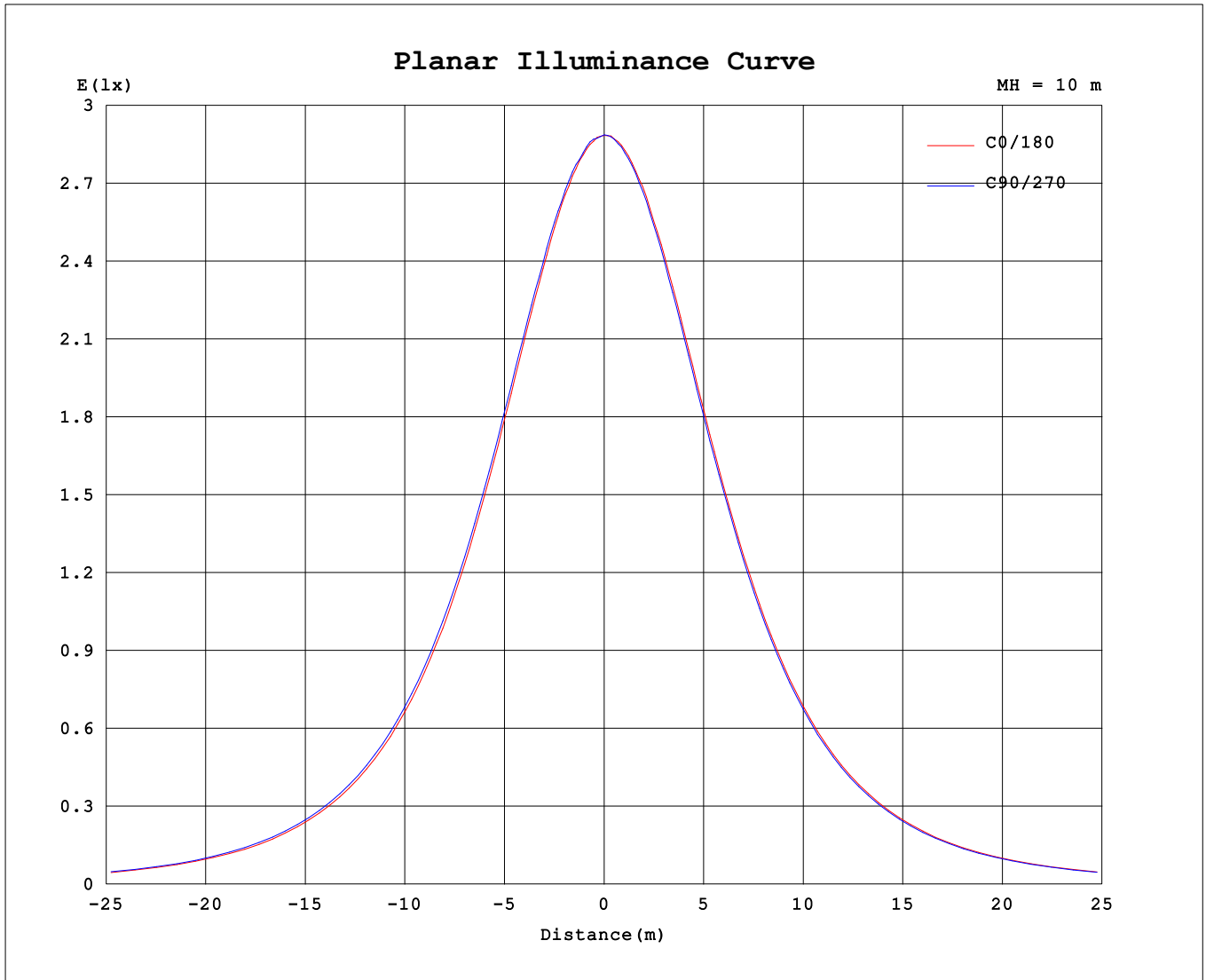
AvgL	cd/m2
L_0~180 (65) av	2196
L_0~180 (75) av	1881
L_0~180 (85) av	492
L_90~270 (65) av	2214
L_90~270 (75) av	2016
L_90~270 (85) av	1607
L_45 (65) av	2203
L_45 (75) av	1967
L_45 (85) av	855

Standard: GB/T 29293-2012

C Range: 0 - 360DEG
 C Interval: 22.5DEG
 Test Speed: HIGH
 Temperature:24.3℃
 Operators:
 Test Date:2024-01-24

γ Range: 0 - 90DEG
 γ Interval: 1.0DEG
 Test System:EVERFINE GO-SPEX500_V1 SYSTEM V2.00.460
 Humidity:65.0%
 Test Distance:3.080m [K=1.0000]
 Remarks:

Planar Illuminance Curve



C Range: 0 - 360DEG
 C Interval: 22.5DEG
 Test Speed: HIGH
 Temperature: 24.3 °C
 Operators:
 Test Date: 2024-01-24

γ Range: 0 - 90DEG
 γ Interval: 1.0DEG
 Test System: EVERFINE GO-SPEX500_V1 SYSTEM V2.00.460
 Humidity: 65.0%
 Test Distance: 3.080m [K=1.0000]
 Remarks:

